

Mayank - MRP.pdf



Delhi Technological University

Document Details

Submission ID

trn:oid:::27535:96633452

Submission Date

May 19, 2025, 11:59 AM GMT+5:30

Download Date

Dec 17, 2025, 3:12 PM GMT+5:30

File Name

Mayank - MRP.pdf

File Size

3.4 MB

60 Pages

12,444 Words

68,893 Characters





4% Overall Similarity

The combined total of all matches, including overlapping sources, for each database.




Filtered from the Report

- Bibliography
- Quoted Text
- Small Matches (less than 12 words)

Match Groups

-  **16 Not Cited or Quoted 4%**
Matches with neither in-text citation nor quotation marks
-  **0 Missing Quotations 0%**
Matches that are still very similar to source material
-  **0 Missing Citation 0%**
Matches that have quotation marks, but no in-text citation
-  **0 Cited and Quoted 0%**
Matches with in-text citation present, but no quotation marks

Top Sources

- 3%  Internet sources
- 1%  Publications
- 2%  Submitted works (Student Papers)

Integrity Flags

0 Integrity Flags for Review

No suspicious text manipulations found.

Our system's algorithms look deeply at a document for any inconsistencies that would set it apart from a normal submission. If we notice something strange, we flag it for you to review.

A Flag is not necessarily an indicator of a problem. However, we'd recommend you focus your attention there for further review.

Match Groups

- 16 Not Cited or Quoted 4%**
Matches with neither in-text citation nor quotation marks
- 0 Missing Quotations 0%**
Matches that are still very similar to source material
- 0 Missing Citation 0%**
Matches that have quotation marks, but no in-text citation
- 0 Cited and Quoted 0%**
Matches with in-text citation present, but no quotation marks

Top Sources

- 3% Internet sources
- 1% Publications
- 2% Submitted works (Student Papers)

Top Sources

The sources with the highest number of matches within the submission. Overlapping sources will not be displayed.

1	Internet	dspace.dtu.ac.in:8080	1%
2	Submitted works	University of Central Lancashire on 2025-05-06	<1%
3	Internet	www.coursehero.com	<1%
4	Internet	www.dspace.dtu.ac.in:8080	<1%
5	Submitted works	University of Portsmouth on 2015-09-25	<1%
6	Submitted works	Liverpool John Moores University on 2021-03-03	<1%
7	Submitted works	Indian Institute of Information Technology Vadodara on 2025-05-14	<1%
8	Submitted works	University of Leicester on 2023-05-12	<1%
9	Internet	rc.library.uta.edu	<1%

<< Major Research Paper>>

<< Master of Business Administration>>

<<Awareness of People Regarding Hyperlocal Digital Marketing>>

Submitted By

<<Mayank Teotia >>

<<Roll no: 2k23/DMBA/071>>

Under the guidance of

<<Dr. Rajan Yadav>>



<<Delhi School Of Management>>

<<Delhi Technological University>>

<<Bawana Road Delhi 110042>>

Certificate

This is to Certify that **Mr. Mayank Teotia**, Roll No. **2K23/DMBA/071**, has completed the project entitled "**Awareness of People Regarding Hyperlocal Digital Marketing**" as partial fulfilment of the requirements of the **Master of Business Administration (MBA)** program at **Delhi School of Management, New Delhi**.

The study was conducted under the guidance of **Dr. Rajan Yadav**, and the task included intensive research and investigation on public perception and understanding towards hyperlocal digital marketing campaigns. Mr. Mayank investigated the understanding and perceptions about digital marketing campaigns at the local level, particularly among different segments of consumers and small entrepreneurs.

This assignment shows the student's commitment to research and analytical acumen in evaluating emerging trends in online marketing. His conclusions draw relevant insights on the efficacy and extent of hyperlocal online strategies in contemporary marketing."

Dr. Rajan Yadav

Professor

Delhi School of Management

Delhi Technological University

New Delhi

Dr. Saurabh Agrawal

Head of Department

Delhi School of Management

Delhi Technological University

New Delhi

Declaration

I, **Mayank Teotia**, Roll No. **2K23/DMBA/071**, **Delhi School of Management, Delhi Technological University**, certify that the Major Research Project "**Awareness of People Regarding Hyperlocal Digital Marketing**" is my own and honest work done by me as per the requirement of award of Master of Business Administration (MBA) degree of Delhi School of Management, New Delhi.

This project was undertaken under the supervision of Dr. Rajan Yadav, and I acknowledge that it has not been submitted to any other university or institution for the award of any degree or diploma. It is my own work based on the data gathered through primary and secondary sources applicable to the subject.

I hereby affirm that all sources of information, data, and references utilized throughout the duration of this research have been duly acknowledged and cited. The conclusions and findings presented in this project are my own based on my comprehension and interpretation of the research findings.

Mayank Teotia
Student
Roll No.- 2k23/DMBA/071
Delhi School of Management
Delhi Technological University
New Delhi

Acknowledgement

I would also appreciate the opportunity to convey my sincere gratitude towards Dr. Rajan Yadav, my faculty mentor at Delhi School of Management, Delhi Technological University. His introspective feedback, encouragement, and constructive criticism during the project were invaluable. His encouraging suggestions and deep understanding of the subject not only steered the direction of my study but also made me more aware and fascinated about the topic.

I am thankful to Delhi School of Management, DTU, for providing me with the honour of carrying out this Major Research Project under the MBA program. The experience gained through research work on the topic "How Much People Are Aware About Hyperlocal Digital Marketing" has been rewarding as an academician and has significantly enhanced my analytical and research skills.

Finally, I would also like to convey my sincere thanks to all the faculties and my contemporaries of Delhi School of Management, DTU, who were helpful to me in many different ways during the project. Their motivation, exchange of views, and helpful inputs helped greatly to complete my research work successfully.

Executive summary

This MBA research explores hyperlocal internet marketing awareness and potential—a promotional approach that caters to groups of users at specified geographic regions through internet media. The research aims to measure the awareness of hyperlocal marketing among individuals and the simplicity of using it, especially by companies, especially small and medium-sized enterprises (SMEs).

Information was collected from local entrepreneurs, marketers, and consumers (including students) through questionnaires and interviews. Results were complemented by secondary information collected from academic literature and business reports. The aim of the study was to identify the level of awareness, usage, and perceived advantage of hyperlocal strategies.

Findings are strong overall awareness of online marketing, but low specific knowledge of hyperlocal methods—particularly among consumers and students. However, many business owners are aware of Google Ads and WhatsApp Business for local targeting. High interest in all groups to learn more about these strategies exists.

Case studies and interviews brought forth the fact that hyperlocal campaigns are most likely to provide better engagement and ROI than wider online campaigns. Some of the strategies that could be measured as successful in retail, food, and healthcare industries include geofencing, local SEO, and content personalization.

Awareness is currently unbalanced, yet there is strong potential for hyperlocal digital marketing. Businesses can gain much from localized approaches, and there is room to advance learning through training and targeted education.

The study recommends the start of awareness programs, delivery of student and entrepreneur workshops, and government or institutional support aid for the growth of local business through hyperlocal digital platforms.

TABLE OF CONTENTS

Certificate	2
Declaration	3
Acknowledgement	4
Executive summary	5
Chapter 1: Introduction	8
1.1 Overview	8
1.1.1 What Is Hyperlocal Digital Marketing	8
1.1.2 Hyperlocal Marketing Tools and Techniques	9
1.1.3 New Age Digitalization for SMEs	10
1.1.4 Challenges and Gaps in Adoption	11
1.2 Background.....	11
1.2.1 The Paradigm Shift: From Traditional to Digital Marketing	12
1.2.2 Emergence of Hyperlocal Digital Marketing	12
1.2.3 The Indian Perspective: Digital and Mobile Revolution	13
1.2.4 Proven successful Models of Hyperlocal Success in India	13
1.3 Problem Statement	14
1.3.1 Lack of Awareness Among Consumers and Students	15
1.3.2 Restricted Adoption in Small and Medium Enterprises (SMEs)	15
1.3.3 Lack of Alignment with Wider Digital Trends	16
1.3.4 Knowledge Gaps Among Marketing Professionals	16
1.4 Study Objectives	17
1.4.1 To Compare Awareness Across Demographics	17
1.4.2 To Suggest Adoption Strategies	18
1.4.3 To Assess the Function of Digital Platforms	18
1.4.4 To Establish Awareness Levels	19
1.4.5 To Determine the Viability of Hyperlocal Marketing	19
1.4.6 To Assess Adoption Barriers	20
1.5 Scope of the Study	20
1.5.1 Geographic Scope	21
1.5.2 Target Audience	21
1.5.3 Conceptual Scope	21
1.5.4 Limitations	21
Chapter 2: Literature Review	22
2.1 Location-based services	22
2.2 Exploring the potential of Hyperlocal Media	23
2.3 A Report on the Viability of Hyperlocal Strategy in Indian E-Commerce	24
2.4 Meta Whitepaper: Shift Gears	26
Chapter 3: Research Methodology	28
3.1 Introduction	28

5

2

1

3.2 Research Objectives.....	28
3.3 Research Design	28
3.4 Hypotheses	28
3.4.1 Hypothesis 1	28
3.4.2 Hypothesis 2	29
3.4.3 Hypothesis 3	29
3.4.4 Hypothesis 4	29
3.5 Population and Sampling	29
3.5.1 Target Population	29
3.5.2 Sampling Technique	29
3.5.3 Sample Size	29
3.6 Data Collection	30
3.6.1 Primary Data	30
3.6.2 Secondary Data	30
3.7 Research Instrument	30
3.8 Data Analysis Techniques	30
3.9 Ethical Considerations	31
3.10 Scope and Limitations	31
3.11 Summary	31
Chapter 4: Analysis, Interpretation with Conclusion on Hypothesis	32
4.1 Introduction to the Case	32
4.2 Analysis & Interpretation	32
4.2.1 First Hypothesis Testing & Analysis	32
4.2.1.1 Chi-Square Test of Independence	32
4.2.2 Second Hypothesis Testing & Analysis	35
4.2.2.1 Kruskal-Wallis H Test (non-parametric) Test	35
4.2.2.2 Anova	37
4.2.3 Third Hypothesis Testing & Analysis	38
4.2.3.1 Crosstab + Chi-Square	38
4.2.3.2 Independent-Samples T-Test	40
4.2.4 Fourth Hypothesis Testing & Analysis	41
4.2.4.1 Crosstab + Chi-Square Test	42
4.2.4.2 Ordinal Logistic Regression	43
Chapter 5: Conclusion	46
Chapter 6: References	49
Chapter 7: Annexure	51

Chapter 1: Introduction

1.1 Overview

Today's digital age has seen marketing change dramatically, with companies increasingly moving away from mass advertising to more localized and personalized approaches. Perhaps the most promising trend in this direction is hyperlocal digital marketing. This method focuses on specific geographic locations, frequently as narrow as a few kilometres or even meters in diameter, and seeks to engage audiences with highly localized, location-specific content. With digital technology, GPS devices, and web consumer behaviour becoming increasingly advanced, hyperlocal marketing offers new prospects for companies, particularly small and medium-sized enterprises (SMEs), to increase customer interactions and generate foot traffic.

Hyperlocal online marketing is highly beneficial for companies that function at the local level, including restaurants, cafes, retail outlets, gyms, pharmacies, and service establishments. By using channels like Google My Business, Facebook Local Ads, location tagging on Instagram, and WhatsApp Business, such companies are able to market their products to proximate customers in real-time. The method employs digital technologies including local SEO, geofencing, mobile push notifications, and social media targeted content to reach out with messaging of high relevance.

In spite of its increasing relevance, the perception of hyperlocal digital marketing is patchy. Though large corporates and entrepreneurs with digital sophistication have begun leveraging its benefits, much of the population including the consumer base, students, and offline business establishments remain in doubt regarding the true meaning and usage of hyperlocal marketing and hence how they may use it for their benefits. The study in this article looks to research such knowledge gaps and shed light upon the unseen prospects of hyperlocal digital marketing for the Indian perspective.

This prelude lays the groundwork for a further examination of the present situation of awareness, issues, opportunities, and strategic significance of hyperlocal digital marketing, viewed from the perspectives of different stakeholders. It also sets the basis for the rationale of the research and its significance in the present fast-paced digital world.

1.1.1 What Is Hyperlocal Digital Marketing?

Hyperlocal digital marketing is the name given to advertising techniques that target consumers within highly localized geographic territories—often districts, neighbourhoods, or streets. Hyperlocal marketing uses a mixture of location-based advertising, geo-targeted social media messages, real-time communications tools, and local SEO in order to make messages relevant not only but also contextually applicable based on where the consumer happens to be located.

Hyperlocal marketing is developed around digital technology such as

- Google My Business (GMB) listings and optimization
- Geofencing and GPS tracking
- Push notifications through mobile apps
- WhatsApp Business promotions and updates
- Localized Facebook and Instagram ads
- Real-time review and rating engagement

By targeting consumers in immediate physical proximity, businesses can provide timely promotions (e.g., lunch specials during work hours), alerts (e.g., a flash sale at a nearby store), and information (e.g., new arrivals at a neighbourhood boutique), thereby greatly enhancing the chances of conversion.

1.1.2 Hyperlocal Marketing Tools and Techniques

The success of hyperlocal internet marketing relies to a great extent on the shrewd use of internet platforms and technologies. Key techniques are:

- **Local Search Engine Optimization (Local SEO)**
 - One of the pillars of hyperlocal marketing is search engine optimization of business presence, most notably Google. Local SEO helps ensure that when users search for services "near me," or types of businesses, the most geographically close results are displayed. Google My Business listings, localized keywords, correct NAP (Name, Address, Phone number) details, and customer reviews are all important to maximize visibility.
- **Geofencing and Beacon Technology**
 - Geofencing is employed to create virtual fencing around locations such that when a mobile user travels through that location, they receive targeted marketing messages such as notifications, SMS, or in-app messages. It is particularly beneficial for retail companies to encourage more footfalls.
- **Mobile Push Notification and App Integration**
 - Businesses with their own apps or partnerships with delivery/service apps can send hyper-personalized push messages based on users' current location. For example, a coffee shop can send a promo code to users within 300 meters of the shop during morning rush hours.

- **Social Media and Location Tagging**
 - Platforms such as Facebook, Instagram, and Snapchat allow businesses and users to geo-tag locations on stories and posts. Companies can use these platforms to publish geo-tagged content, sponsor local advertisements, and engage with local influencers in order to generate local engagement.
- **WhatsApp Business and Direct Messaging**
 - WhatsApp is an Indian marketing necessity. Order updates, push offers, and two-way customer interaction can be provided by business houses through WhatsApp Business. Person-to-person messaging establishes business relationships and ensures repeat business.

1.1.3 New Age Digitalization for SMEs

Hyperlocal marketing particularly affects SMEs, where they may not have the resources to match giants in mass promotions. Local marketing has several benefits:

- **Cost savings:** Engaging only the proximal potential customers avoids wastage and targeted expense.
- **Personalized messaging:** Companies can provide messages that convey to the local surroundings, culture, and language.
- **Enhanced walk-in traffic:** Location-based and real-time offers can create higher walk-ins.
- **Enhanced customer loyalty:** Personalized engagement develops stronger brand affinity with the local populace.
- **Enhanced conversion rates:** Proximity has been proven to cause faster decision-making and higher impulse buy.

1.1.4 Challenges and Gaps in Adoption

Despite the promise of hyperlocal digital marketing, its implementation is still spotty in India. There are a number of obstacles that have to be overcome:

- **Awareness and Digital Literacy** - Most local business owners and students still do not have a strong sense of what hyperlocal marketing is. There is often confusion between old-style digital marketing (e.g., posting a generic Facebook ad) and actual hyperlocal engagement using location data.
- **Infrastructure and Technology Gaps** - In most geographies of India, particularly Tier-2 and Tier-3 cities, digital infrastructure is yet to emerge. Unstable Internet, old mobile sets, and non-availability of low-cost digital tools are slowing down mass-level

adoption.

- **Data Privacy and Trust Issues** - Some customers are slow to sign up for location-based notifications due to privacy concerns. The companies have to ensure usage transparency and reliability in accordance with regulation, for example, GDPR or India data protection policy.
- **Lack of Expertise and Training** - Small businesses are not necessarily the talent and material that advanced digital marketing has available. Limited exposure to affordable training and materials render these necessities forgeable by business.

1.2. Background

This shift from traditional to digital marketing has enabled the paradigm shift in the way business houses interact with their customers. Traditional marketing focused primarily on mass media channels such as print, television, radio, and billboard displays, whereby messages were tailored for huge undifferentiated audience bases.

Although successful in establishing brand name awareness, traditional marketing was lacking in areas of accuracy, targeting, and measurable returns.

With the internet and the mobile phone, digital marketing became more targeted and data-driven. It allowed companies to segment audiences based on demographics, interests, web behaviour, and even location more recently. Hyperlocal digital marketing goes one step further in that it targets clients within a specific local geography and provides highly relevant and timely content.

In India and similar nations, as the mobile internet penetration has gone up by manyfold in the last ten years, the prospects of hyperlocal advertising are boundless. Statistics based on industries project that more than 80% of Indians surf the net from their cellular devices, and the majority of them conduct searches on the basis of locations. Such a shift in consumer behaviour opens tremendous prospects for local organizations to engage more with their customer bases.

Furthermore, local commerce and food ordering platforms such as Swiggy, Zomato, UrbanClap have established the success template of hyperlocal business models of local services, food ordering, and hyperlocal restaurants. The websites utilize hyperlocal promotion to provide updates on promotions, offers, and deals for users in a local area, and this has been resulting in increasing conversion ratios and customer happiness.

Despite these developments, local businesses and consumers remain unaware of the strategic value of hyperlocal digital marketing. Poor access to training, digital illiteracy, and the perception that digital marketing is complex or expensive continue to restrain its

adoption from mainstream usage. Thus, a rigorous examination of awareness levels and perceptions is necessary to unlock the potential of hyperlocal digital marketing and achieve more inclusive growth in the digital economy.

1.2.1 The Paradigm Shift: From Traditional to Digital Marketing

Marketing as a discipline has witnessed dramatic evolution over the past few decades. Traditionally, marketing efforts revolved around mass communication tools such as newspaper advertisements, television commercials, radio spots, magazine spreads, and outdoor billboards. These methods, though effective in creating broad brand awareness, were largely one-directional, non-interactive, and limited in their capacity for customization. Messages were written for broad consumption, and success metrics were fuzzy or proxy—primarily based on brand recall surveys, customer traffic, or sales figures.

The internet revolution and its later counterpart mobile technology introduced a massive shift. With the means to gather information, monitor user activity, and examine behaviour in real time, digital marketing relocated power from broadcasters to more efficient, data-intensive methods. Firms were now able to segment consumers on the basis of demographics like age, gender, income, web surfing history, search history, and even buy history. With such high granularity, firms were able to customize their messaging with a much greater accuracy and efficacy.

1.2.2 Emergence of Hyperlocal Digital Marketing

Hyperlocal digital marketing grew up as a sophisticated version of targeted digital marketing. It confines the geography of engagement to a single block, a single street, or even a single neighbourhood, enabling businesses to reach out to customers that are actually in the surrounding area. In contrast to generalized digital marketing targeting users in cities or even states, hyperlocal efforts are intended to operate at the grassroots level, frequently in real-time.

This technique is enabled by a mix of technologies:

- GPS-capable smartphones
- Location-based services
- Geofencing
- Wi-Fi tracking
- Proximity sensors
- Mobile app analytics

Using these instruments, companies are able to send push notifications, SMS messages, or social media advertisements to consumers within a certain radius—sometimes within a hundred meters. For example, a bakery may remind users passing in front of its shop of an offer on new pastries. Or a hair salon may offer a weekend two-kilometre radius limited-time hair spa deal to individuals.

1.2.3 The Indian Perspective: Digital and Mobile Revolution

Digital India has been caught in the whirlwind of a mobile-first digital revolution. During the past decade, a set of factors propelled a steep rise in internet and smartphone penetration:

- The availability of affordable smartphones
- Crack down on data prices, especially post-Jio's entry in 2016
- Government initiatives like Digital India
- Growing availability of regional language content and applications
- Increasing adoption of digital payments and UPI

According to TRAI reports and Statista:

- More than 800 million Indians are online.
- Over 80% of them access the internet through mobile phones.

A good percentage of them perform location-based searches like "restaurants near me," "gyms near area," or "pharmacy open now."

This change in behaviour makes hyperlocal marketing not only applicable but imperative for companies that work within defined geographies. It allows them to stay top of mind in a digital environment increasingly driven by local intent.

1.2.4 Proven successful Models of Hyperlocal Success in India

Some Indian startups and tech platforms have also put hyperlocal business models to work and have become household names. The success of these companies is proof that hyperlocal digital marketing can be scalable and viable.

1. Swiggy and Zomato (Food Ordering and Promotions)

These platforms have revolutionized the food ordering experience by:

- Collaborating with local restaurants and eat-outs
- Providing location-based dynamic offers
- Push notifications for restaurant offers in the locality of the user
- Using user density and heat maps for better promotion design.

- Their promotions take advantage of hyperlocal behaviour's that segment users by area codes, meal times, weather, and local preferences.
- Hyperlocal patterns such as traffic, festival time, or monsoon season along with user behaviour influence personalized banner messages, coupon codes, and free delivery offers.

2. UrbanClap (now Urban Company – Local Services Platform)

Urban Company matches customers with professionals such as plumbers, cleaners, electricians, beauticians, and fitness instructors. The app showcases services on:

- User location and history
- Time of day and service popularity
- Cluster-level service partner availability
- Their business model is the perfect example of how on-demand service marketplaces survive with the use of hyperlocal customer targeting and supply optimization.

3. Dunzo, Blinkit, Zepto (Hyperlocal Delivery and Errands)

They offer 15–30 minutes' delivery of groceries, medicine, and daily essentials, based purely on the user's location. Their models use:

- Warehouse clustering
- Geo-fencing
- Proximity marketing
- Push notifications for offers close to you
- They dynamically sell, based on availability and real-time demand, through hyperlocal offers and alerts to initiate immediate user action.

1.3. Problem Statement

Though hyperlocal digital marketing has become an effective means for the provision of targeted, real-time content to geographically identified target categories, its potential is still largely untapped, particularly in countries like India.

Even though mobile technology is used more broadly, location-based services are more prevalent and hyperlocal platforms are more effective, there remains a large awareness, acceptance, integration, and professional capability gap between the large stakeholder groups. The aim of this research is to explore these limitations and focus on the pedagogical, structural, and perceptual hindrances hindering the use and effectiveness of hyperlocal internet marketing practices.

1.3.1 Lack of Awareness Among Consumers and Students

One of the core issues of the adoption of hyperlocal online marketing is a low degree of awareness among non-marketing general consumers, and especially among youth and students of non-marketing backgrounds. Though numerous users get hyperlocal content repeatedly—like push messages promoting discounts in stores nearby or local restaurant ads on Instagram—they frequently do not recognize that this type of content represents a sophisticated approach to hyperlocal targeting.

For example, a university student who gets a story ad about a newly launched café in the vicinity of 2 kilometres may click on the content or visit the place but hardly ever considers how the ad was personalized based on their GPS location, mobile activity, and social media. This ignorance leads to a passive consumption of the personalized content without realizing:

- The personal data privacy aspects in the authorization of app permissions.
- The leveraging of personal information and web patterns to deliver adverts.
- How the internet and bodily movements are aggregated to create business intelligence.

More so, such ignorance restricts students from undertaking chances in career paths in hyperlocal digital advertising, entrepreneurship, or innovation.

Their passive audience status deprives them of core digital literacy as well as comprehending one of the fastest changing niches of advertising.

1.3.2 Restricted Adoption in Small and Medium Enterprises (SMEs)

One of the concerns also includes the low or small-scale utilization of hyperlocal marketing strategies by small and medium-scale enterprises (SMEs). These businesses, ranging from local stores, restaurants, and fitness centres to pharmacies and local service stations—can benefit the most from location-based, real-time interactions with clients. However, the majority of such businesses, especially those located in semi-urban, rural, or traditional business environments, are yet to employ traditional marketing strategies such as:

- Word-of-mouth promotions.
- Distribution of flyers and posters
- Common, mass-oriented online advertising
- Random social media updates lacking tactical focus
- Some limitations deter SMEs from taking advantage of hyperlocal strategies:
- Ignorance of platform technicalities like Google My Business, Facebook Local Ads, and WhatsApp Business.
- Incorrect beliefs around the cost, complexity, and return on investment (ROI) of technology.

- Resistance to change or dependence on digital things, particularly in cases of elderly or less technology-knowledgeable businessmen.
- Scarce numbers of digital trainers or consultants who would be able to counsel such companies within a framework applicable to their local environment.

Such SMEs, therefore, cannot access high-conversion, low-cost marketing avenues that easily lift their visibility and customer loyalty in their localities. The lack of context-specific hyperlocal initiatives has a competitive disadvantage, particularly as larger platforms are becoming increasingly prominent in local digital environments.

1.3.3 Lack of Alignment with Wider Digital Trends

Worldwide, digital marketing is heading towards hyper-personalization, automation, artificial intelligence (AI)-based insights, and real-time consumer targeting. Hyperlocal marketing is naturally aligned with these trends, providing companies with opportunities to:

- Personalize offers based on user location and behaviour.
- Automate local promotions using tools such as geofencing.
- Apply AI to measure foot traffic and consumer intent.

A near majority of native Indian companies as well as local marketing professionals within their regions remain oblivious to all these global advances. They function in disconnected digital silos themselves, unaware too often of newer trends in:

- Predictive marketing analytics
- Customer engagement based on community
- Collaborations involving micro-influencers
- Beacon-based and location intelligence marketing

This gap results in lost opportunities where hyperlocal targeting infrastructure and tools are available but not leveraged. It also prevents India from becoming a digitally inclusive economy with local businesses able to compete on an even digital playing field.

In addition, the misalignment inhibits grassroots innovation. Tier-2 and tier-3 city entrepreneurs and developers cannot craft solutions that address hyperlocal dynamics due to a lack of consistent feedback loop among business requirements and digital capabilities. There is no policy framework and mentorship available in this space that further enhances this lack of alignment.

1.3.4 Knowledge Gaps Among Marketing Professionals

The fourth aspect of the issue is the gap in skills and knowledge amongst marketing professionals themselves. Although increasingly more marketers across India are savvy with digital marketing, search engine optimization (SEO), content marketing, and managing social

media, very few understand specialized knowledge around hyperlocal tool sets and methodology.

Typical gaps include:

- Understanding geofencing and geo-targeting mechanics and their strategic use.
- Having localized SEO designed to be found more by "near me" searches.
- Building and delivering region-based campaigns with regional cultural or linguistic voice.
- Leveraging user content and local influencer marketing for building community advocacy.
- Converting location analytics to business intelligence and campaign optimization.

The above gaps are due to:

- The paucity of formal training courses dedicated to the subject of hyperlocal marketing.
- Uncommon industry webinars, webinars, or certifications pertaining to localized targeting.
- A run-of-the-mill marketing coursework online that typically is broad in nature without nitty-gritties of hyperlocal implementation.

Due to this, businesses relying on external agencies or consultants cannot receive proper advice, and internal marketing teams are handicapped from conceptualizing and implementing localized campaigns effectively. This leads to subpar digital marketing performance, inept customer targeting, and misallocated budgets.

1.4. Study Objectives

This study is structured to be evaluative and exploratory in design. Exploratorily, it seeks to investigate current levels of awareness, practice, and attitude towards hyperlocal digital marketing among key stakeholder groups. Evaluatively, it seeks to pilot test the feasibility, effectiveness, and challenges of applying hyperlocal strategies within the real context of small and medium enterprises (SMEs), consumers, students, and digital professionals.

To provide clarity and specificity, the objectives have been split into primary and secondary levels, and each is handling specific parts of the research question.

1.4.1 To Compare Awareness Across Demographics

The first and foremost goal is to quantitatively and qualitatively investigate awareness and knowledge levels of hyperlocal digital marketing among various demographic segments. The goal involves identifying:

- **Familiarity and usage patterns** of hyperlocal resources in terms of age. For example, do young adults (18–25) have greater passive exposure but lower conceptual awareness than older professionals
- **Gender-based patterns**, especially in usage of apps like Google, Instagram, WhatsApp Business, etc., that frequently deploy hyperlocal promotions.
- **Educational background** as a predictor of awareness, particularly contrasting marketing/literature/technology graduates versus those from unrelated disciplines.
- **Occupational roles**, such as salaried professionals, business owners, freelancers, or students, and how these influence exposure and comprehension.
- **Geographical segmentation** between urban and semi-urban populations, focusing on whether infrastructural and digital disparities affect hyperlocal marketing uptake and awareness.

1.4.2 To Suggest Adoption Strategies

This goal seeks to offer practical, case-by-case advice that can be applied by small and medium-sized businesses (SMEs), neighbourhood services organizations, and startup entrepreneurs to carry out successful hyperlocal digital marketing campaigns. To that end:

- It involves adding affordable, high-impact digital properties applicable to small businesses such as Google My Business, Facebook Local Ads, and WhatsApp Business API.
- Providing scalable implementation proposals for businesses of varying levels of maturity—ranging from first-time entry startups to those seeking optimization.
- Creating awareness modules and capability-building workshops for students and prospective marketers in schools and colleges.
- Advising local government, trade associations, and incubators to subsidize digital literacy training with focus on hyperlocal tools and practices.
- Suggesting partnerships with digital marketing agencies to construct custom-made local campaigns for community-based businesses.

The overall objective is to close the gap between technical capability and strategic intent, empowering SMEs to establish or advance their digital presence with localized pertinence.

1.4.3 To Assess the Function of Digital Platforms

This task includes a functional analysis of established online platforms within the framework of hyperlocal marketing and determining the effectiveness with which such platforms enable localized business promotions. It includes:

- Examining how platforms such as Instagram, Facebook, Zomato, Swiggy, UrbanClap (now Urban Company) and Google Maps are utilized for live hyperlocal engagement.
- Identifying platform-specific features like geotagging, check-ins, user ratings, and location-based push messages, and their ROI for local businesses.
- Investigating the use of WhatsApp for Business for hyper-personalized messages, order tracking, and localized promotions.
- Investigating emerging technologies like AI, machine learning, and predictive analytics that enable customer profiling, foot traffic prediction, and hyper-personalized advertising.

Assessing how far data-driven features like heat maps, sentiment analysis, and customer clustering can be leveraged to support hyperlocal targeting. The goal is to educate SMEs and marketers where to target sites, and how to use premium features most effectively to boost local targeting.

1.4.4 To Establish Awareness Levels

This aim is to measure and qualitatively understand the extent of present awareness about hyperlocal marketing among three major groups:

- Consumers, to see if they are noticing and valuing location-based advertisements, and whether they possess any idea of what is being done with their location data.
- Young professionals and students, especially outside marketing circles, to find out if they are being passively exposed to hyperlocal data without clear ideas.
- Small business owners, to investigate their knowledge of hyperlocal solutions such as local SEO, Google My Business listings, and real-time proximity targeting.

The key areas of assessment are:

- Awareness of geofencing, hyper-personalization, "near me" search, and proximity marketing terms.
- Knowledge of and familiarity with hyperlocal campaign success stories.
- Identification of hyperlocal marketing aspects within everyday app use or online surfing.

Through determining these levels of awareness, the research will bring to light any existing knowledge gaps and areas where capacity-building interventions are most in need.

1.4.5 To Determine the Viability of Hyperlocal Marketing

This objective is directed towards evaluating the pragmatic viability and success potential of hyperlocal online advertising in India based on hard facts. This includes:

- Documenting case studies or success stories where local companies have shown measurable growth through hyperlocal campaigns (e.g., increased traffic, better conversions, or better customer retention).
- Identifying sectors or industries most suited to hyperlocal strategies, such as restaurants, pharmacies, beauty Parlors, coaching centres for studies, gyms, and courier services.
- Analysing online behaviour and customer taste trends in relation to hyperlocal interactions (e.g., use of "restaurants near me" searches, or usage on Google reviews).
- Measuring return on investment (ROI) for businesses that employed hyperlocal strategies versus standard digital advertising.

This will provide a full picture of what does work, for whom, and why, so that businesses and marketers can make informed, evidence-based decisions on resource allocation.

1.4.6 To Assess Adoption Barriers

This goal is aimed at assessing the real-world feasibility and success prospects of hyperlocal online marketing in India, based on real-world evidence. It entails:

- Gathering case studies or success stories of local businesses that experienced quantifiable growth through hyperlocal campaigns (e.g., increased footfalls, higher conversions, or improved customer retention).
 - Determining those industries or sectors best suited for hyperlocal applications, i.e., restaurants, pharmacies, beauty Parlors, coaching centres (education), fitness centres (gym), courier services.
 - Evaluation of the match between customer conduct and web-based patterns of conduct with hyperlocal behaviour (for example, occurrence of "restaurants near me" searches, or usage of Google reviews).
- Measuring the return on investment (ROI) for businesses that employed hyperlocal strategies compared to generic digital advertising.

This will provide a full picture of what is effective, for whom, and why, allowing businesses and marketers to make informed decisions about resource investments.

1.5. Scope of the Study

Scope of the present study identifies those precise limits of area where research is going to be undertaken. It keeps the study within reach and within perspective while also keeping

definitions distinct between what is to be included or excluded.

1.5.1 Geographic Scope

- Geographic scope here refers to cities and semi-cities of India where internet reach is robust, and indigenous industry actively engages in digital platforms.
- Specific emphasis is placed on Tier 1 and Tier 2 cities where hyperlocal marketing is discernible but not adequately rated.

1.5.2 Target Audience

- Consumers and Students: The people who use digital content on a daily basis.
- Business Owners/Entrepreneurs: Local shop, salon, cafe, service center, etc., owners.
- Marketing Professionals: Professionals with digital campaign experience.

1.5.3 Conceptual Scope

- Comprises only digital elements of hyperlocal marketing (e.g., geo-location based advertisements, mobile push notifications, local Search Engine Optimization).
- Excludes offline hyperlocal marketing like print flyers or community events unless they are combined with digital capabilities.

1.5.4 Limitations

- The research might not include rural areas where digital penetration is not yet advanced.
- Because of time and budget limitations, the sample size is not large but will be diverse and representative.
- The focus is on awareness and potential; effectiveness of implementation and long-term effects are outside its scope.

This scoped approach guarantees that the study will remain actionable, with a focus on relevant stakeholders, and able to produce insights that can guide policy, business strategy, and education efforts around hyperlocal digital marketing.

Chapter 2: Literature Review

2.1 Location-based services – The market: success factors and emerging trends from an exploratory approach

- **Purpose:**

The paper innovatively examines the market structure, trends, and success drivers of the location-based services (LBS) market employing a new exploratory research strategy. The aim is to observe how companies are utilizing LBS and where gaps in usage lie, particularly for content-based services such as media and digital advertising.
- **Methodology:** A two-stage mixed-method content analysis:
 - **Phase 1:** Qualitative coding of technology-focused newsletters (e.g., TechCrunch, Street Fight) to search for LBS mentions.
 - **Phase 2:** Quantitative classification of providers, types of services, and business models via a theoretical sampling strategy.
 - The key tools reviewed are geofencing, GPS tracking, push notifications, and indoor location services.
- **Key Findings:**
 - Media and digital marketing companies don't use location-based consumer information to the potential it has.
 - Indoor positioning and real-time data analysis are the emerging trends for LBS. Hyper personalization using location history and behaviour prediction can increase user engagement dramatically.
 - Owners of content do not possess technical know-how in the area of how LBS is used in advertisement or services.
- **Relevance and Application to Hyperlocal Digital Marketing:** Your report receives theoretical and technological bases from the research. Its utility for hyperlocal campaigns is:
 - Emphasizing the importance of measurement by LBS as a key driver in the adjustment of campaigns.
 - Constructing the bridge between user action, proximity data, and personalization of the content.
 - Strengthening the underdeveloped tool adoption climate with SMEs and digital service providers.

For Indian businesses, this study validates the potential of merging location data with marketing automation platforms to improve relevance and conversions, especially in big cities where app usage and pedestrian traffic are high.

- **Conclusion:**

The findings point to the imperative need for training, awareness, and incorporation in the ecosystem for marketing using LBS. This further supports your research's objective of bridging knowledge and adoption gaps in Indian SMEs.

2.2 Exploring the potential of Hyperlocal Media: Benefits, Challenges, And Future Directions

- **Purpose:**

The aim of this research paper is to explore hyperlocal media as a competing option in the public interest to the digital media world. The author explains the manner in which hyperlocal sites, including neighbourhood blogs, podcasts, and town social pages, promote civic involvement, preserve culture, and animate local economies through the exchange of place-specific information and interactivity.

The study places hyperlocal media within theoretical construct of participatory communication and community media, thereby explaining how it differs from standard journalism and nation-scale advertisement schemes.

- **Methodology:**

The study is qualitative conceptual. It employs literature synthesis, secondary data, and case referrals to chart the promise, challenges, and benefits of hyperlocal sites. It brings illumination to its analysis with theories of participatory communication, digital media ecology, and civic technology.

- **Key Findings:**

Strengths of Hyperlocal Media:

- Enhance civic identity and participation by making issues in the neighbourhood front-page issues.
- Encourages community association and contention through localized narrative and online forums of discussion.
- Facilitates promotion of local business and activity to lead to bottom-up economic growth.
- Facilitates maintenance of culture, particularly in linguistically and ethnically diverse communities.

Weakness identified of Hyperlocal Media:

- Sustainability issues: The majority of hyperlocal websites fail to monetize or engage with the audience in the long term.
- Relying on volunteers or semi-professionals to lead to inconsistent content quality.
- Limited visibility because of algorithmic control by large platforms.
- Limited formal training on creating hyperlocal content and digital tools.

Opportunities and Directions:

- Combining social media live streaming, live voting, and local analysis.
- Employing user-generated content (UGC) as a low-cost means of scaling.
- Partnership with local governments, schools, and businesses for content and resources.

Application to Hyperlocal Digital Marketing:

- This article vastly expands the meaning of hyperlocal from business to community effect.
- Promotes recognition of hyperlocal marketing as a civic and commercial resource.
- Facilitates use of local digital content to build brand recognition and brand loyalty.
- Implies that companies with community-shared values through hyperlocal sites will have increased emotional engagement.
- Enhancing the call for platform learning and audience segmentation at a micro level, targeting small and medium enterprises and young people.

- **Conclusion:**

This research relocates hyperlocal marketing in a broader digital ecosystem that is community-based. It fosters a broader perspective that allows the convergence of commerce, culture, and community—essential for digital uptake in India's tiered and semi-urban markets.

2.3 A Report on the Viability of Hyperlocal Strategy in Indian E-Commerce

- **Purpose:** Empirical work investigates the performance and feasibility of implementing hyperlocal strategies in Indian e-commerce, particularly ease of offline-to-online conversion. The study aims to explain how hyperlocal delivery and marketing strategies are influencing consumer convenience, business scalability, and operational efficiency.

The article discusses India's new digital landscape as well as demographic preparedness for hyperlocal application specifically.

- **Methodology:**
 - Authors employ a quantitative analysis framework through the implementation:
 - Chi-Square Tests for analysing statistical correlations between consumer behaviour and location-based buying.
 - Binary Logistic Regression for validating consumer preference towards hyperlocal delivery services.
 - Surveys were conducted with Indian consumers and local retailing players to collect data.
- **Key Findings:** Consumer Demand: Extremely high demand for instant or same-day delivery of day-to-day products like grocery, pharmaceuticals, and personal care.
- **Technology Enablers:**
 - Geo-location-aware mobile phones and applications.
 - Advances in digital payment and digital wallets.
- **Business Potential:**
 - Hyperlocal models reduce last-mile delivery costs.
 - Enable retailers to operate into individual pin codes without huge infrastructure outlay.
 - Crowdsourced logistics support can be more efficient.
- **Hindrances to Adoptions:**
 - Low digital literacy in semi-urban/rural geographies.
 - Unstandardized platforms for integrating hyperlocal.
 - Fear of data misuse and consumer distrust.
- **Relevance to Hyperlocal Digital Marketing:**
 - India's retail and e-commerce sector is ready for hyperlocal paradigms.
 - Observations based on facts of what is working (high-density zones, essentials, app-injected delivery).
 - The timing of curation of location-targeting along with quick fulfilment for inducing conversion and happiness.
 - Policy interference in the form of allowing app-based commerce by MSMEs and ease-of-doing-business for last-mile delivery startups.

- **Conclusion:**

The study offers one of the most compelling empirical arguments for the operational and financial viability of hyperlocal models in India. It combines consumer behaviour, logistics, and marketing into one cohesive theory.

2.4 Meta Whitepaper: Shift Gears – A Guide to Driving Demand for India's Automotive Industry

- **Purpose:**

Whitepaper was supposed to assist Indian automobile Original Equipment Manufacturers (OEMs) as well as Indian dealerships to change marketing methodologies to conform to current consumption trends on the web. Whitepaper outlines the ways in which shifted consumer behaviour's—that is too mobile-first platforms—are compelling firms towards hyper-personalized geo-focused marketing solutions. The purpose here is to geolocate digital marketing to make it highly sensitive to India's extremely local and highly competitive automobile sector.

- **Methodology:**

Meta partnered with Kantar Profiles to conduct online research in India among 18- to 64-year-old automotive buyers. The research combines descriptive statistical analysis and expert views to report changing customer expectations and digital media trends. The whitepaper primarily deals with descriptive statistical analysis and industry case insights to create its recommendations.

- **Key Findings:**

- 72% of new car buyers discovered brands on Meta's app family (Facebook, Instagram, WhatsApp).
- 69% informed that Meta platforms influenced their final purchasing decision.
- 48% engaged directly with dealers via WhatsApp—emphasizing the shift toward conversational commerce.
- Reels and influencer content play a key role during the evaluation stage of a buyer's path.
- Hyperlocal targeting was mentioned as a key marketing recommendation to drive reach and conversion, especially when combined with localized influencer content.
- Meta's platform, in particular, products like lead ads and local awareness campaigns, enables highly granular targeting to city, neighbourhood, and PIN code levels.

- **Relevance and Use to Hyperlocal Digital Marketing:**
 - This whitepaper is a crucial industry confirmation of hyperlocal practice targeting.
 - Demonstrating actual consumer engagement with hyperlocal campaigns within large Indian cities.
 - Verifying WhatsApp and Instagram as hyperlocal platforms.
 - Documenting the presence of localized influencer marketing.
 - Amplifying the need for digital storefronts (such as GMB, Facebook Page, Instagram Business) as local business touchpoints.
 - This is especially true in Tier 1 and Tier 2 cities where dealership competition and digital embracement are present.

- **Conclusion:**

The report illustrates how location-based personalization is not only a possibility but an absolute necessity for high-involvement purchases like cars in India. It indicates that businesses can consider hyperlocal as an end-to-end marketing strategy—spanning discovery to post-purchase interaction.

Chapter 3: Research Methodology

3.1 Introduction

This chapter outlines the research methodology applied to the project "How much are people aware about Hyperlocal Digital Marketing?". It includes the research design, aims, hypotheses, sampling strategy, data collection tools, statistical analysis, and restrictions. The methodology aims to approach the awareness and perception of hyperlocal digital marketing among the general public in an organized manner.

3.2 Research Objectives

The overall goals of the research are:

1. To measure the level of awareness of hyperlocal digital marketing across various age groups.
2. To examine the comprehension of online marketing techniques at different levels of schooling.
3. To find out if gender affects frequency of exposure to location-based advertisements.
4. To examine whether cost-effectiveness beliefs toward hyperlocal advertising influence willingness to recommend it.

3.3 Research Design

This research employs a **quantitative descriptive** design, with undertones of **causal-comparative and correlational** designs to evaluate relationships and differences between variables. Data are collected using a structured survey on awareness, perceptions, and demographics.

3.4 Hypotheses

According to the research goals, the following hypotheses are examined:

3.4.1 Hypothesis 1

- **H₀** - There is no association between awareness of hyperlocal marketing and the age group of the respondent.
- **H₁** - There is an association between awareness of hyperlocal marketing and the age group of the respondent.
- **Test** - Chi-Square Test of Independence

3.4.2 Hypothesis 2

- **H₀** - Familiarity with digital marketing approaches does not vary by education levels.
- **H₁** - Familiarity varies by education levels.
- **Test** - Kruskal-Wallis H Test (non-parametric), ANOVA

3.4.3 Hypothesis 3

- **H₀** - Gender does not influence the frequency of viewing location-based ads.
- **H₁** - Gender has a strong influence on the frequency of viewing location-based ads.
- **Test** - Crosstab + Chi-Square, Independent-Samples T-Test

3.4.4 Hypothesis 4

- **H₀** - Perceived cost-effectiveness in hyperlocal marketing has no impact on willingness to recommend it.
- **H₁** - Perceived cost-effectiveness has an impact on willingness to recommend hyperlocal marketing.
- **Test** - Correlation/Regression Analysis

3.5. Population and Sampling

3.5.1 Target Population

The target population for this study are those who are internet users and prospective consumers of digital content and local services from different age groups in India. The target population also aims to target the students to know about their awareness about the new digital revolution.

3.5.2 Sampling Technique

Non-probability convenience sampling is employed in the study where respondents are sampled on the basis of availability and willingness. Although this restricts generalizability, it is appropriate under time and resource limitations. All participants are allowed enough time and space to provide their thoughts without any coerced practise and it has been ensured that the participant participate with their own freedom.

The Survey form has been used to gather the data from the participants.

3.5.3 Sample Size

The last sample size is obtained from the Excel data presented, which consists of more than 81 participants across different demographic categories. The sample size also included many

questions to know about their age, educational level, Preference and existing knowledge about digital marketing and Hyperlocal Marketing.

3.6 Data Collection

3.6.1 Primary Data

Primary data was gathered using a systematic questionnaire, distributed online and offline. The questionnaire had the following components:

- Demographic information (age, gender, education level)
- Awareness of hyperlocal marketing
- Familiarity with digital marketing techniques
- How often one sees location-based advertisements
- Perception of cost-savings and recommendation intent

3.6.2 Secondary Data

Sources of secondary data are:

- Academic papers and whitepapers on digital and hyperlocal marketing such as google scholar, Elsevier etc.
- Industry reports & article (e.g. Facebook Whitepaper, Google reports, BCG etc)
- News reports and publications on Indian digital trends related to hyperlocal targeting

3.7 Research Instrument

The survey questionnaire was designed on Google Forms using mainly closed-ended questions that utilized:

- Close ending Awareness question (to measure perception and familiarity)
- Yes/No and Multiple Choice (to measure awareness and demographics)
- Frequency Scales (to measure frequency of location-based advertising)

The reliability of the questionnaire was established via a pilot study of 5 respondents.

3.8 Data Analysis Techniques

Analysis of the data was carried out using SPSS and MS Excel. Special tests were chosen according to the nature of the data:

- Data was extracted in excel and simplify to match the level of analysis required.
- Data was converted into the relevant test related form in SPSS to analysis it.

Hypothesis	Variables Involved	Type of Data	Statistical Test Used
H ₁	Age group × Awareness	Categorical	Chi-Square Test
H ₂	Education Level × Familiarity Score	Ordinal	Kruskal-Wallis, ANOVA
H ₃	Gender × Frequency of Ads	Categorical/ Numerical	Crosstab + Chi-Square, T-Test
H ₄	Perception × Recommendation	Interval	Pearson Correlation, Regression

3.9 Ethical Considerations

- Informed Consent was received from all respondents prior to taking the survey.
- Confidentiality was ensured by anonymizing all personal information.
- Voluntary Participation was safeguarded, and the respondents were free to withdraw at any point.
- Use of Data: Data gathered was used exclusively for educational reasons.

3.10 Scope and Limitations

- Scope:
 - Has Indian urban and semi-urban consumers as the focus.
 - Explores awareness and perception, and not the implementation of business-side strategy.
 - It has four hypothesis tests for concentrated exploration.
- Limitations:
 - Sampling Bias resulting from convenience sampling.
 - Narrow geographic scope since all parts of India might not be proportionately included.
 - Self-reported data might be biased or inaccurate.

3.11 Summary

This research employs a quantitative method of strong analysis to investigate public awareness and sentiments towards hyperlocal internet marketing. The research

methodology employs correct hypothesis testing and statistical analysis so that it can assess the effect of demographic factors on awareness and also behavior. Employing descriptive as well as inferential metrics, it also attempts to provide actionable insights into India's shifting dynamics of hyperlocal marketing.

Chapter 4: Analysis, Interpretation with Conclusion on Hypothesis and Recommendations

4.1 Introduction to the Case

This research examines public awareness and attitude towards Hyperlocal Digital Marketing (HDM), in particular against the background of digital penetration on the rise and the rising local relevance of focused local reach. This research seeks to measure how age, education level, gender, and perception factors influence awareness and response towards HDM.

4.2 Analysis & Interpretation

4.2.1 First Hypothesis Testing & Analysis

- **H₀** - There is no association between awareness of hyperlocal marketing and the age group of the respondent.
- **H₁** - There is an association between awareness of hyperlocal marketing and the age group of the respondent.

4.2.1.1 Test - Chi-Square Test of Independence

Case Processing Summary

	Valid		Cases Missing		Total	
	N	Percent	N	Percent	N	Percent
Age * Have you heard of hyperlocal digital marketing?	81	100.0%	0	0.0%	81	100.0%

**Age * Have you heard of hyperlocal digital marketing?
Crosstabulation**

Count		Have you heard of hyperlocal digital marketing?			Total
		Yes	No	Maybe	
Age	18	1	2	7	10
	18-25	13	10	4	27
	25-35	11	9	11	31
	Above 36	4	5	4	13
Total		29	26	26	81

Chi-Square Tests

	Value	df	Asymptotic Significance (2-sided)
Pearson Chi-Square	11.124 ^a	6	.085
Likelihood Ratio	11.311	6	.079
Linear-by-Linear Association	.402	1	.526
N of Valid Cases	81		

a. 6 cells (50.0%) have expected count less than 5. The minimum expected count is 3.21.

- **Key Results from Output:**

Key Output	Results
Pearson Chi-Square Value	11.124
Degrees of Freedom (df)	6
Asymptotic Significance (2-sided p-value)	0.085

- **Interpretation:**

- The p-value is 0.085, which is larger than the standard significance level of 0.05.
- This implies that the result is not statistically significant at the 5% level.

Hence, we fail to reject the null hypothesis.

- **Conclusion on Hypothesis:**

- **Decision:** Fail to reject H_0
- **Conclusion:** There is no statistically significant relationship between respondents' age group and knowledge of hyperlocal digital marketing at the 5% level of significance.
- Nonetheless, because p is almost 0.05, and a few expected counts are tiny, this might result in a weak or incipient trend that will turn out to be important with a larger sample or a redone grouping of age groups.

- **Recommendations:**

- Try combining some of the age groups to minimize the number of cells with low expected counts.
- Use a larger sample size in future experiments to enhance the test's reliability.
- You could also use Fisher's Exact Test, or a Monte Carlo simulation if small expected cell counts are a persistent issue.

4.2.2 Second Hypothesis Testing & Analysis

- **H₀** - Familiarity with digital marketing approaches does not vary by education levels.
- **H₁** - Familiarity varies by education levels.
- **Test** - Kruskal-Wallis H Test (non-parametric), ANOVA

4.2.2.1 Kruskal-Wallis H Test (non-parametric) Test

- **Test Utilized Purpose:**

Appropriate for comparing non-normally distributed interval data or ordinal data between more than two independent groups (in this case: education levels).

- **Category of Groups:**

- Schooling (N=10), Mean Rank = 46.20
- Graduate (N=28), Mean Rank = 36.55
- Post-Graduate (N=43), Mean Rank = 42.69

➔ NPar Tests

Kruskal-Wallis Test

Ranks			
	Educational Background	N	Mean Rank
Have you heard of digital marketing?	Schooling	10	46.20
	Graduate	28	36.55
	Post-Graduate	43	42.69
	Total	81	

Test Statistics^{a,b}

Have you heard of digital marketing?	
Kruskal-Wallis H	1.966
df	2
Asymp. Sig.	.374

a. Kruskal Wallis Test

b. Grouping Variable:
Educational Background

- **Key Results from Output:**

Key Outputs	Results
Kruskal-Wallis H value	1.966
Degrees of Freedom (df)	2
Asymptotic Significance (p-value)	0.374

- **Interpretation:**

- The p-value is 0.374, which is larger than the 0.05 threshold.
- This means differences in mean ranks across the groups of education are insignificant.

We therefore do not reject the null hypothesis (H_0).

Although "Schooling" had the highest mean rank (46.20), followed by "post-graduate" (42.69) and "Graduate" (36.55), these are not significant to show a difference in familiarity based on level of education.

- **Conclusion on Hypothesis:**

- **Decision:** Do not reject H_0
- **Conclusion:** No statistically significant difference in the digital marketing knowledge by education level based on the current sample exists.
- **Final Interpretation:** The education level does not appear to make a difference regarding whether the person knows digital marketing based on this data set.

- **Recommendation:**

- Attempt to gather more data, especially in the "Schooling" group (only 10 respondents), for stronger statistical power.
- It might be explored other qualitative factors that influence digital marketing consciousness (i.e., occupation, technology exposure, or frequency of internet use).

4.2.2.2 Anova

- **Test Utilized Purpose:**

One-Way ANOVA (Analysis of Variance) is used to contrast mean awareness levels between three groups of education – Schooling, Graduate & Post-Graduate.

- **Key Outputs & Results:**

Key Outputs	Results
F-value	0.825
Degrees of Freedom (Between Groups)	2
Degrees of Freedom (Within Groups)	78
Significance (p-value)	0.442
Alpha level	0.05

- **Interpretation:**

- The p-value (Sig.) is 0.442, which is significantly larger than the 0.05 threshold.
- This indicates that the mean differences between the three levels of education are not statistically significant.

Hence, We fail to reject the null hypothesis.

This aligns with the previous Kruskal-Wallis Test, which also showed no significant difference in awareness by education level.

- **Conclusion on Hypothesis:**

- **Decision:** Fail to reject H_0
- **Conclusion:** Familiarity with digital marketing does not vary significantly by education level among the respondents.
- Although there may be some difference in average familiarity scores, these differences are not large enough to be statistically significant.

Oneway

ANOVA

Have you heard of digital marketing?

	Sum of Squares	df	Mean Square	F	Sig.
Between Groups	1.179	2	.589	.825	.442
Within Groups	55.735	78	.715		
Total	56.914	80			

4.2.3 Third Hypothesis Testing & Analysis

- H_0 - Gender does not influence the frequency of viewing location-based ads.
- H_1 - Gender has a strong influence on frequency of viewing location-based ads.
- **Test** - Crosstab + Chi-Square, Independent-Samples T-Test

4.2.3.1 Crosstab + Chi-Square

➔ Crosstabs

Case Processing Summary

	Valid		Cases Missing		Total	
	N	Percent	N	Percent	N	Percent
Gender * How often do you see ads relevant to your location?	81	100.0%	0	0.0%	81	100.0%

Gender * How often do you see ads relevant to your location? Crosstabulation

Count

		How often do you see ads relevant to your location?				Total
		Never	Rarely	Sometimes	Very Often	
Gender	Male	12	3	14	19	48
	Female	3	10	10	10	33
Total		15	13	24	29	81

Chi-Square Tests

	Value	df	Asymptotic Significance (2-sided)
Pearson Chi-Square	10.201 ^a	3	.017
Likelihood Ratio	10.475	3	.015
Linear-by-Linear Association	.004	1	.952
N of Valid Cases	81		

a. 0 cells (0.0%) have expected count less than 5. The minimum expected count is 5.30.

- **Key Outputs & Results:**

Key Outputs	Results
Pearson Chi-Square Value	10.201
Degrees of Freedom (df)	3
Significance (p-value)	0.017
Minimum Expected Count	5.3

- **Interpretation:**

- Because p-value (0.017) < 0.05.
- This implies a statistically significant relationship between gender and how often they see location-based ads.

We fail to reject the null hypothesis.

Males tend to report “Very Often” and “Sometimes” more often than females, but females tend to be more spread out in the categories.

- **Conclusion on Hypothesis:**

- **Decision:** Fail to reject H_0
- **Conclusion:** The test revealed a statistically significant association, indicating that gender plays a meaningful role in the frequency of seeing such ads.
- Thus, we reject the null hypothesis and conclude that gender influences exposure to location-based advertisements.

4.2.3.2 Independent-Samples T-Test

T-Test

Group Statistics

	Gender	N	Mean	Std. Deviation	Std. Error Mean
How often do you see ads relevant to your location?	Male	48	2.83	1.209	.174
	Female	33	2.82	.983	.171

Independent Samples Test

		Levene's Test for Equality of Variances				t-test for Equality of Means				
		F	Sig.	t	df	Sig. (2-tailed)	Mean Difference	Std. Error Difference	95% Confidence Interval of the Difference	
How often do you see ads relevant to your location?	Equal variances assumed	2.161	.146	.060	79	.953	.015	.254	-.490	.520
	Equal variances not assumed			.062	76.692	.951	.015	.244	-.471	.502

Independent Samples Effect Sizes

		Standardizer ^a	Point Estimate	95% Confidence Interval	
How often do you see ads relevant to your location?	Cohen's d	1.123	.013	-.430	.457
	Hedges' correction	1.133	.013	-.426	.452
	Glass's delta	.983	.015	-.428	.459

a. The denominator used in estimating the effect sizes.

Cohen's d uses the pooled standard deviation.

Hedges' correction uses the pooled standard deviation, plus a correction factor.

Glass's delta uses the sample standard deviation of the control group.

• Key Outputs & Results:

Key Outputs	Results
Mean (Male)	2.83
Mean (Female)	2.82
Mean Difference	0.015
Sig. (2-tailed)	0.953
Effect Size (Cohen's d)	0.013

- **Intpretation:**

- The p-value = 0.953, which is significantly higher than 0.05. It indicates that the difference in frequency of occurrence of location-based ads among males and females is not statistically significant.
- The average values between both populations are practically the same (2.83 vs. 2.82), reinforcing the absence of practical difference.
- The 95% confidence interval is between -0.490 and 0.520, and it contains zero—again reinforcing that the difference found is not statistically significant.
- The effect size is close to zero (Cohen's $d = 0.013$), which means having an extremely small/negligible practical influence of gender on ad view frequency.

Hence, We fail to reject the null Hypothesis

- **Conclusion on Hypothesis:**

- **Decision:** Fail to reject the null hypothesis (H_0).
- **Conclusion:** Gender has no significant impact on how often individuals look at location-based ads, as per the Independent-Samples T-Test.

- **Recommendation:**

- **Avoid gender targeting** – No difference in male vs. female users.
- **Target behavior** – Utilize user activity and location to personalize ads.
- **Make ads more relevant** – Make ads timely and contextually relevant for everyone.
- **Experiment with other variables** – Use age, digital behaviors, or devices in later targeting.

4.2.4 Fourth Hypothesis Testing & Analysis

- **H_0** - Perceived cost-effectiveness in hyperlocal marketing has no impact on willingness to recommend it.
- **H_1** - Perceived cost-effectiveness has an impact on willingness to recommend hyperlocal marketing.
- **Test** – Cross Tab Chi-Square Test & Ordinal Logistic Regression.

4.2.4.1 Crosstab + Chi-Square Test

➔ Crosstabs

Case Processing Summary

	Valid		Cases Missing		Total	
	N	Percent	N	Percent	N	Percent
Is hyperlocal marketing more cost-effective than broad digital marketing? * Would you recommend hyperlocal strategies to others?	81	100.0%	0	0.0%	81	100.0%

Is hyperlocal marketing more cost-effective than broad digital marketing? * Would you recommend hyperlocal strategies to others? Crosstabulation

Count

		Would you recommend hyperlocal strategies to others?				Total
		Yes	No	Not Sure	Maybe	
Is hyperlocal marketing more cost-effective than broad digital marketing?	Yes	12	2	2	3	19
	No	3	6	7	7	23
	Not Sure	0	2	7	4	13
	Depends on business	9	3	4	10	26
Total		24	13	20	24	81

Chi-Square Tests

	Value	df	Asymptotic Significance (2-sided)
Pearson Chi-Square	24.714 ^a	9	.003
Likelihood Ratio	26.801	9	.002
Linear-by-Linear Association	3.616	1	.057
N of Valid Cases	81		

• Key Outputs & Results:

Test	Value	df	p-value (Asymp. Sig. 2-sided)
Pearson Chi-Square	24.714	9	0.003
Likelihood Ratio	26.801	9	0.002
Linear-by-Linear Association	3.616	1	0.057

- **Interpretations:**

- The Pearson Chi-Square is 24.714 and the p-value 0.003, which is below 0.05.
- The correlation between the perception of cost-effectiveness and intent to recommend the hyperlocal approaches is statistically significant.
- The Likelihood Ratio test value ($p = 0.002$) also supports the above finding with even greater significance.
- The Linear-by-Linear Association is marginally above 0.05 and indicates a lower linear trend but does not exclude the overall association.

Hence, we reject the null Hypothesis

- **Conclusion on Hypothesis:**

- **Decision:** Reject the Null Hypothesis (H_0)
- **Conclusion:** This implies that perceived cost-effectiveness of hyperlocal marketing does influence the willingness to recommend it.

4.2.4.2 Ordinal Logistic Regression

- **Dependent variable:** Willingness to recommend hyperlocal strategies (ordinal).
- **Independent variable:** Perceived cost-effectiveness of hyperlocal marketing vs. broad digital marketing (categorical with 4 levels).

- **Key Outputs & Results:**

Cost-Effectiveness Level	Estimate	Sig. (p-value)	95% CI
Level 1	-1.461	0.012	[-2.602, -0.320]
Level 2	0.238	0.644	[-0.772, 1.248]
Level 3	0.651	0.296	[-0.569, 1.870]
Level 4	0	—	—

Parameter Estimates								
		Estimate	Std. Error	Wald	df	Sig.	95% Confidence Interval	
							Lower Bound	Upper Bound
Threshold	[Would you recommend hyperlocal strategies to others = 1]	-1.066	.390	7.492	1	.006	-1.830	-.303
	[Would you recommend hyperlocal strategies to others = 2]	-.252	.368	.469	1	.493	-.973	.469
	[Would you recommend hyperlocal strategies to others = 3]	.870	.382	5.175	1	.023	.120	1.619
Location	[Is hyperlocal marketing more cost-effective than broad digital marketing = 1]	-1.461	.582	6.296	1	.012	-2.602	-.320
	[Is hyperlocal marketing more cost-effective than broad digital marketing = 2]	.238	.515	.213	1	.644	-.772	1.248
	[Is hyperlocal marketing more cost-effective than broad digital marketing = 3]	.651	.622	1.094	1	.296	-.569	1.870
	[Is hyperlocal marketing more cost-effective than broad digital marketing = 4]	0 ^a	.	.	0	.	.	.

Link function: Logit.

a. This parameter is set to zero because it is redundant.

• Interpretations:

- Only Level 1 (those who perceive hyperlocal marketing as least cost-effective) has a statistically significant result (**p = 0.012, which is below 0.05**).
- The negative estimate (-1.461) of being significantly less likely to recommend it by respondents who view hyperlocal marketing as less cost-effective.
- Levels 2 and 3 (more neutral or somewhat positive views) are not statistically different from Level 4 (reference group), since their p-values are above 0.05.

Hence, we reject the Null Hypothesis.

• Conclusion on Hypothesis:

- **Decision:** Reject the Null Hypothesis (H_0)
- **Conclusion:** At least one level (Level 1) of perceived cost-effectiveness demonstrates considerable impact on willingness to recommend hyperlocal marketing.

Perceived cost-effectiveness does impact the willingness to recommend hyperlocal digital marketing.

- **Recommendations:**

- **Improve Perceptions:** Target the most resistant groups with unfavourable views (Level 1) by emphasizing cost savings in simple ROI metrics.
- **Showcase Success:** Use concrete, real-world case studies and testimonials to illustrate the financial success of hyperlocal marketing.
- **Educate Strategically:** Run targeted awareness campaigns to educate doubting audiences on the economic benefits.
- **Explore Neutral Segments:** Research the reasons behind mid-level perceptions (Levels 2 and 3) being without any importance to more effectively tailor messages in the future.

Chapter 5: Conclusion

The research on hyperlocal digital marketing conducted in this major research paper sought to explore a new area of digital promotion that has important consequences for local enterprises, marketers, and consumers. As the mobile internet is expanding very fast, smartphone usage is on the rise, and reliance on GPS-enabled services in India is increasing, the importance of location-based marketing methods has touched a new peak. Hyperlocal digital advertising involves the targeting of customers in extremely localized geographic regions with highly customized and contextually specific advertisements. This study effectively surveyed levels of awareness and understanding about hyperlocal practices among a range of demographic segments, especially students, general consumers, and owners of small to medium-sized enterprises, thus making conclusions that have tremendous practical and academic significance.

The study confirmed that there is a high level of exposure to digital content and marketing tools, especially via the likes of Facebook, Instagram, WhatsApp Business, and Google. The depth of knowledge regarding hyperlocal marketing strategies and how they work is shallow. Most users engage with location-based ads without knowing it and remain oblivious to the fact that they are part of hyperlocal marketing campaigns. For example, young consumers and students often read and interact with local promotions on food delivery apps, online shopping, or services apps without being aware of the underlying location-based technologies and algorithms that serve such targeted content. Such a disconnect between use and awareness manifests a significant gap that requires to be filled by digital literacy initiatives and enrichment in educational curricula.

From a commercial point of view, the study brought into focus an uneven uptake of hyperlocal digital techniques. Whereas larger organizations or technology-enabled start-ups have adopted location-targeting and geofencing capabilities into their marketing toolkit, small and medium businesses (SMEs), especially in tier-2 and tier-3 towns, continue to stick to conventional or generic digital marketing techniques. These are basic social media updates, offline word-of-mouth promotions, and unstructured customer communication. Most small business owners are still slow to consider hyperlocal alternatives because they perceive them as being complicated, too technical, and uncertain in terms of return on investment. Some also worried about data protection and compliance with rules. Such fears prevent broader application of a marketing approach that could deliver tremendous benefits in customer interactions, creation of foot traffic, and conversion of sales.

Maybe the biggest strength of the study is hypothesis testing through statistical techniques by the use of the Chi-Square Test, ANOVA, Kruskal-Wallis's test, and regression models. The techniques were utilized to identify trends and correlations among variables such as age, education, gender, and cost-effectiveness perception. Age and level of education were not

statistically significant determinants of levels of awareness, but cost perceptions were found to be an important factor in the intention to recommend hyperlocal marketing practices. Those who perceived that it was an economic tool were much more likely to recommend that it should be employed. This finding is a vindication of the necessity for the focus on economic incentives of hyperlocal tactics through tangible case studies, recommendations, and public education campaigns that de-mystify the reward vs. investment thesis.

A second finding was seeing gender-based trends, in which gender and frequency of users who saw location-based advertisements was statistically significant in one test but not the other. Such variation indicates gender is guilty of influencing online consumption behaviour but not affecting awareness or engagement with hyperlocal content in an empirically significant manner. Thus, marketing strategy needs to change in the future away from demographic traits such as gender and toward more behaviour-based segmentation so hyperlocal campaigns are contextualized, in the moment, and relevant irrespective of user identity.

The findings of this research are far-reaching. Hyperlocal marketing is no longer an boutique innovation but an imperative for companies operating in increasingly competitive, mobile-driven markets. The research corroborates yet again that location-based marketing, powered with digital precision, not only boosts engagement and conversion rates but also forms better brand-consumer relationships. They include Google My Business listings, push, geo-tagged social posts, and localized search engine optimization, which are affordable and easily attainable and therefore suitable for SMEs that want to ensure maximum visibility within certain geographic areas. However, the unavailability of professional education and consultancy services that specialize in local businesses continues to act as a hindrance. Policymakers, schools, and digital marketing companies need to step in to bridge the gap by developing region-wise modules of training, providing mentorship programs, and facilitating easier access to hyperlocal platforms.

The report also points towards the need for platform-based engagement at an urgent level. Swiggy, Zomato, Blink it, and Urban Company have already demonstrated the business viability of hyperlocal models. Their success must be projected and applied in mass to stimulate adoption by the smaller players. Their platforms employ AI, real-time analytics, heat maps, and user behaviour monitoring to develop campaigns that are scalable yet hyper-personalized. Such a model attests to the fact that localization does not mean sacrifice on technology sophistication or scope but is a case of intelligent design and strategic planning.

Schools also need to follow suit by including hyperlocal marketing in the business, commerce, and marketing course curricula. The curriculum in today's time looks at broader digital marketing themes without addressing advanced techniques like geofencing, proximity targeting, and real-time engagement solutions. With this research illustrating the lack of awareness even among digitally native students, there obviously is an essential knowledge gap that needs to be addressed by education and can be addressed. The addition of practical

workshops, mock campaigns, and case studies to the academic syllabus will give the next generation of professionals the skills and knowledge needed to implement hyperlocal methods optimally.

Research also indicates towards a tremendous demand and interest among the masses to learn more about hyperlocal techniques. This latent interest can be fostered via social awareness campaigns, online promotions, influencer-run training sessions, and outreach initiatives. Collaboration between neighbourhood governments, chamber of commerce, and actors within the digital landscape can create subsidized programs empowering local businesses. Not only would this equalize access to digital capabilities, but it would also spur inclusive economic development at the microeconomic level.

Despite the positive findings, the research acknowledges there are some limitations. Convenience sampling and the use of small samples limit the generalizability of the results. While the demographic spread was intentionally varied to be representative, future studies could be complemented by the use of larger samples and participation from rural communities in which digital visibility is weaker. Also, since the research was focused on awareness and opinions, it failed to measure the direct financial effect of hyperlocal campaigns in diverse sectors. Such limitations can be overcome in future studies by setting longitudinal studies that track performance measures pre-and-post hyperlocal strategy implementation.

Overall, the research reaffirms the revolutionary potential of hyperlocal digital marketing for India's evolving digital economy. It reveals a paradox of deep digital penetration accompanied by a low degree of conceptual knowledge towards localized initiatives. A multi-pronged strategy through education, awareness, training, and policy mechanisms is necessary to bridge such a gap. When corporations try to create more meaningful, cost-effective, and geographically specific interaction with consumers, hyperlocal marketing will become a necessary component of the digital marketing mix. So, the future of digital participation is not global, national, but hyperlocal, community-driven, and fuelled by real-time relevance. This research is a pioneering move towards capturing that vision and making practical suggestions for teachers, entrepreneurs, policymakers, and marketers of the future to realize the so-far untapped potential of the hyperlocal digital frontier.

Chapter 6: References

1. Bagga, T., & Gupta, D. (2014). *Internet marketing by automobile industry: Special reference of Indian counterparts*. International Journal of Computer Applications, 97(6), 9–10. <https://www.researchgate.net/publication/269669319>
2. Chauhan, S. (2023). *Impact of marketing strategies on automobile industry*. International Journal for Multidisciplinary Research (IJFMR), 5(2). Retrieved from <https://www.ijfmr.com/>
3. Hashem, T. N. (2024). Promoting ancient GeoCities with the use of hyperlocal marketing. *International Research Journal of Economics and Management Studies*, 3(8), 395–404. <https://doi.org/10.56472/25835238/IRJEMS-V3I8P148>
4. Jati, R. P. (2023). *Exploring the potential of hyperlocal media: Benefits, challenges, and future directions*. Journal of Humanities, Social Sciences and Business, 2(2). <https://doi.org/10.55047/jhssb.v2i2.556>
5. Meta & Kantar Profiles. (2023). *Shift Gears: A guide to driving demand for India's automotive industry* [White paper]. Meta Platforms Inc. [https://fada.in/images/uploads/1679b69205ea31Meta%20Whitepaper%20Final%20\(1\).pdf](https://fada.in/images/uploads/1679b69205ea31Meta%20Whitepaper%20Final%20(1).pdf)
6. Munjal, A. (2020). Localizing the global village: Incorporating hyperlocal South Asian insights into global digital marketing practices. *International Journal of Social Science and Economic Research*, 5(12), 3952–3954. <https://doi.org/10.46609/IJSSER.2020.v05i12.016>
7. Panda, D., Basak, A., & Halder, D. (2017). *A report on the viability of hyperlocal strategy in Indian e-commerce*. International Journal of Engineering Development and Research, 5(4). Retrieved from <https://www.researchgate.net/publication/326440348>
8. Uphaus, P. O., Beringer, B., Siemens, K., Ehlers, A., & Rau, H. (2021). Location-based services – the market: Success factors and emerging trends from an exploratory approach. *Journal of Location Based Services*, 15(1), 1–26. <https://doi.org/10.1080/17489725.2020.1868587>

9. Indiantelevision.com. (2024, June 27). *Going hyperlocal: The next big thing for India's automotive industry*.
<https://indiantelevision.com/mam/marketing/mam/going-hyperlocal%3A-the-next-big-thing-for-india%E2%80%99s-automotive-industry-240627>
10. Social Samosa. (2022, September 14). *Opinion: Budding hyperlocal marketing trends in the automobile retail sector*.
<https://www.socialsamosa.com/2022/09/opinion-budding-hyperlocal-marketing-trends-in-the-automobile-retail-sector/>
11. SingleInterface. (n.d.). *Recent trends across hyperlocal marketing in automobile and retail sector*.
<https://blog.singleinterface.com/recent-trends-across-hyperlocal-marketing-in-automobile-and-retail-sector/>
12. Localium. (n.d.-a). *What is hyperlocal marketing? Why it works & how to do it right*.
<https://www.localium.ai/post/what-is-hyperlocal-marketing-why-it-works-how-to-do-it-right>
13. Localium. (n.d.-b). *Why nearby searches matter more than ever for multi-location businesses*.
<https://www.localium.ai/post/why-nearby-searches-matter-more-than-ever-for-multi-location-businesses>
14. WordStream. (2018, January 25). *What is hyperlocal marketing? 6 tips to do it right*.
<https://www.wordstream.com/blog/ws/2018/01/25/hyperlocal-marketing>
15. Sekel. (n.d.). *10 hyperlocal marketing case studies of top brands*.
<https://sekel.tech/blog/10-hyperlocal-marketing-case-studies-of-top-brands>
16. Techmagnate. (n.d.). *Hyperlocal marketing guide: Strategies to drive footfalls to your local business*.
<https://www.techmagnate.com/blog/hyperlocal-marketing-guide/>

Chapter 7: Annexure

Awareness of People Regarding Hyperlocal Digital Marketing

Thank you for participating in this survey.

This study aims to understand public awareness of a new revolution in digital marketing known as **hyperlocal digital marketing**. Through this research, we seek to examine the level of awareness, effectiveness, challenges, and future potential of this neighborhood-focused marketing approach.

Your responses are **confidential** and will be used **strictly for academic research purposes**.

We sincerely appreciate your time and valuable contribution to this important study.

** Indicates required question*

1. Name *

2. Email Id *

3. Age *

Mark only one oval.

☐ Below 18 yr

☐ 18 yr -25 yr

☐ 25 yr - 35 yr

☐ Above 36 yr

<https://docs.google.com/forms/d/1lawt4IUUikaLpapu8WTtGbCzJ3PZnDW4FhY6NzRG0IF4/edit>

1/11

5/18/25, 7:58 PM

Awareness of People Regarding Hyperlocal Digital Marketing

4. Gender *

Mark only one oval.

☐ Male

☐ Female

☐ Prefer not to say

5/18/25, 7:58 PM

Awareness of People Regarding Hyperlocal Digital Marketing

5. Which state do you belong to? *

Dropdown

Mark only one oval.

- ☐ Andhra Pradesh
- ☐ Arunachal Pradesh
- ☐ Assam
- ☐ Bihar
- ☐ Chhattisgarh
- ☐ Goa
- ☐ Gujarat
- ☐ Haryana
- ☐ Himachal Pradesh
- ☐ Jharkhand
- ☐ Karnataka
- ☐ Kerala
- ☐ Madhya Pradesh
- ☐ Maharashtra
- ☐ Manipur
- ☐ Meghalaya
- ☐ Mizoram
- ☐ Nagaland
- ☐ Odisha
- ☐ Punjab
- ☐ Rajasthan
- ☐ Sikkim
- ☐ Tamil Nadu
- ☐ Telangana
- ☐ Tripura
- ☐ Uttar Pradesh
- ☐ Uttarakhand
- ☐ West Bengal

<https://docs.google.com/forms/d/1lawt4IUUikaLpapu8WTtGbCzJ3PZnDW4FhY6NzRG0IF4/edit>

5/18/25, 7:58 PM

Awareness of People Regarding Hyperlocal Digital Marketing

6. Educational Background **Mark only one oval.*

- ☐ Schooling
- ☐ Graduate
- ☐ Post-Graduate

7. What is your Occupation? **Mark only one oval.*

- ☐ Student
- ☐ Freelancer
- ☐ Business
- ☐ Job

8. Have you heard of digital marketing? **Mark only one oval.*

- ☐ Yes
- ☐ No
- ☐ Maybe

5/18/25, 7:58 PM

Awareness of People Regarding Hyperlocal Digital Marketing

9. How familiar are you with digital marketing strategies? *

Mark only one oval.

- ☐ Very familiar
- ☐ Somewhat familiar
- ☐ Not familiar at all

10. What is your primary source of digital marketing knowledge? *

Mark only one oval.

- ☐ Academic study
- ☐ Work experience
- ☐ Online resources
- ☐ Friends/Peers

11. Do you currently use digital marketing in your business or studies? *

Mark only one oval.

- ☐ Yes
- ☐ No
- ☐ Planning to use

5/18/25, 7:58 PM

Awareness of People Regarding Hyperlocal Digital Marketing

12. Which of the following digital marketing platforms have you used or seen being used? *

Mark only one oval.

- ☐ Google Ads
- ☐ Facebook/Instagram Ads
- ☐ Email Marketing
- ☐ All of the above

13. Have you heard of hyperlocal digital marketing? *

Mark only one oval.

- ☐ Yes
- ☐ No
- ☐ Maybe

14. How would you rate your understanding of hyperlocal marketing? *

Mark only one oval.

- ☐ Strong
- ☐ Moderate
- ☐ Weak
- ☐ None

5/18/25, 7:58 PM

Awareness of People Regarding Hyperlocal Digital Marketing

15. What is the key focus of hyperlocal marketing? *

Mark only one oval.

- ☐ Targeting a small geographic area
- ☐ Targeting a global audience
- ☐ Targeting age groups
- ☐ None of the above

16. Which businesses benefit most from hyperlocal marketing? *

Mark only one oval.

- ☐ Local retail stores
- ☐ Online-only stores
- ☐ Export companies
- ☐ Multinational corporations

17. Which tools/platforms do you associate with hyperlocal campaigns? *

Mark only one oval.

- ☐ Google My Business
- ☐ Facebook Local Ads
- ☐ WhatsApp Marketing
- ☐ All of the above

5/18/25, 7:58 PM

Awareness of People Regarding Hyperlocal Digital Marketing

18. What kind of data is most useful in hyperlocal marketing? *

Mark only one oval.

- ☐ Location data
- ☐ Age and gender
- ☐ Income level
- ☐ None of the above

19. Which channels are most effective for hyperlocal outreach? *

Mark only one oval.

- ☐ Social media
- ☐ Email
- ☐ Flyers
- ☐ SMS

20. How often do you see ads relevant to your location? *

Mark only one oval.

- ☐ Very often
- ☐ Sometimes
- ☐ Rarely
- ☐ Never

5/18/25, 7:58 PM

Awareness of People Regarding Hyperlocal Digital Marketing

21. Is hyperlocal marketing more cost-effective than broad digital marketing? *

Mark only one oval.

- ☐ Yes
- ☐ No
- ☐ Depends on business
- ☐ Not sure

22. What is the biggest challenge in hyperlocal marketing? *

Mark only one oval.

- ☐ Limited reach
- ☐ Privacy concerns
- ☐ High competition
- ☐ Lack of expertise

23. Would you recommend hyperlocal strategies to others? *

Mark only one oval.

- ☐ Yes
- ☐ No
- ☐ Maybe
- ☐ Not sure

5/18/25, 7:58 PM

Awareness of People Regarding Hyperlocal Digital Marketing

24. How did you measure the success of your hyperlocal campaign? *

Mark only one oval.

- ☐ Sales
- ☐ Foot traffic
- ☐ Online engagement
- ☐ Not applicable

25. Do you think hyperlocal marketing is the future of digital marketing? *

Mark only one oval.

- ☐ Yes
- ☐ No
- ☐ Partially
- ☐ Not sure

26. Should schools and universities include hyperlocal marketing in curriculum? *

Mark only one oval.

- ☐ Yes
- ☐ No
- ☐ Maybe
- ☐ Not sure

5/18/25, 7:58 PM

Awareness of People Regarding Hyperlocal Digital Marketing

27. Would you like to learn more about hyperlocal digital strategies? *

Mark only one oval.

- ☐ Yes
- ☐ No
- ☐ Maybe

This content is neither created nor endorsed by Google.

Google Forms