

# **Major Project Report**

## **A Comprehensive Analysis of Patient Waiting List in Healthcare Industry**

Submitted By  
AYUSH YADAV  
2K23/DMBA/32

Under the Guidance of  
Dr. SAURABH AGRAWAL  
(H.O.D)



**DELHI SCHOOL OF MANAGEMENT**

**Delhi Technological University**

Bawana Road Delhi 110042

## **CERTIFICATE**

This is to certify that the Major Project report on “A Comprehensive Analysis of Patient Waiting List in Healthcare Industry” is a bonafide work carried out by AYUSH YADAV who is the student of MBA 2022-2024 batch at Delhi school of management, DTU. The project is submitted to Delhi school of management, DTU in partial fulfilment for the award degree of master of business administration.

### **Signature of Mentor**

Mr. SAURABH AGRAWAL

(H.O.D)

## DECLARATION

I, **AYUSH YADAV (2K23/DMBA/32)** a student pursuing a Master of Business Administration (MBA) at **DELHI SCHOOL OF MANAGEMENT, DTU**, am writing to formally declare the originality of the work presented in my Major Project Report.

I hereby declare that the content, analysis, and findings presented in this report, titled "**A Comprehensive Analysis of Patient Waiting List in Healthcare Industry**," are the result of my independent research, analysis, and effort during my academic year. The work in this report is entirely my own, and any external sources of information, data, or ideas have been properly acknowledged and cited.

.....  
AYUSH YADAV

## ACKNOWLEDGEMENT

I extend my heartfelt gratitude to all those who have contributed to the successful completion of my major project report titled "A Comprehensive Analysis of Patient Waiting List in Healthcare Industry" as part of my MBA program at Delhi School of Management, DTU.

First and foremost, I would like to express my sincere appreciation to my project guide Dr. Mohit Beniwal, for their invaluable guidance, constant encouragement, and unwavering support throughout the duration of this project. Their expertise, insights, and constructive feedback have been instrumental in shaping the direction and quality of this report.

I would like to thank the faculty members of Delhi School of Management, DTU, for their mentorship and for providing me with a conducive learning environment. Their teachings have been instrumental in enhancing my understanding of the subject matter and refining my analytical skills.

Furthermore, I am indebted to my family and friends for their unwavering support, understanding, and encouragement throughout this journey. Their belief in me has been a constant source of motivation, driving me to strive for excellence in all my endeavours.

Lastly, I would like to express my gratitude to all the individuals who directly or indirectly contributed to this project. Your collective efforts have been indispensable in the successful completion of this endeavour.

Thank you all once again for your invaluable support and encouragement.

AYUSH YADAV

MBA- 2023-25

## EXECUTIVE SUMMARY

The healthcare industry operates in a dynamic environment where the effective management of patient waiting lists is paramount to ensuring timely and efficient delivery of care services. This executive summary provides a concise overview of the comprehensive study conducted to analyze the current status of patient waiting lists, examine historical trends, and conduct detailed specialty-level and age-profile analyses.

The study was undertaken with the objectives of tracking the current status of patient waiting lists, analyzing historical monthly trends, and conducting a detailed examination of specialty-level and age-profile characteristics. A quantitative research approach was adopted, utilizing both primary and secondary data sources for analysis.

Data was collected from the hospital's electronic health records (EHR) system, encompassing information on patient demographics, medical specialties, waiting times, and other relevant variables. Additionally, historical data spanning several years was obtained for trend analysis.

The collected data underwent rigorous analysis using statistical techniques and data visualization tools. Descriptive statistics were employed to summarize the characteristics of the patient waiting list, while time-series analysis facilitated the examination of historical trends. Furthermore, specialty-level and age-profile analyses were conducted to identify patterns and variations within the waiting list.

The findings of the analysis revealed valuable insights into the current status of patient waiting lists, historical trends, and specialty-level and age-profile characteristics. Visual representations such as charts, graphs, and tables were utilized to enhance the clarity and presentation of the results.

Based on the findings, several recommendations were proposed for improving the management of patient waiting lists. These recommendations encompass strategies for reducing waiting times, optimizing resource allocation, enhancing scheduling processes, and improving patient prioritization methods.

In conclusion, this study provides a comprehensive analysis of patient waiting lists, addressing the specified objectives and delivering actionable insights for healthcare decision-makers. The findings have the potential to inform and improve the management of patient queues, ultimately contributing to enhanced patient satisfaction and healthcare delivery outcomes.

The detailed findings and recommendations presented in this executive summary are elaborated upon in the full Major Project Report, which includes a thorough literature review, methodology, data analysis, findings, recommendations, and references. This report aims to serve as a valuable resource for healthcare organizations seeking to enhance their patient waiting list management practices and improve overall service delivery.

## TABLE OF CONTENTS

<u>CONTENT</u>	<u>PAGE</u>
<b>1 INTRODUCTION (10-20)</b>	
<b>1.1 Industry Overview</b>	<b>8</b>
<b>1.2 Objective of the research</b>	<b>10</b>
<b>1.3 Evolution and Scope</b>	<b>11</b>
<b>1.4 Challenges and Opportunities</b>	<b>13</b>
<b>1.5 Industry Subsidiaries</b>	<b>15</b>
<b>1.6 Significance of Data Analysis in the Healthcare Industry:</b>	<b>16</b>
<b>1.7 Key Stakeholders</b>	<b>18</b>
<b>1.8 Scope and Limitations</b>	<b>19</b>
<b>2 LITERATURE REVIEW (5-10)</b>	
<b>2.1 Introduction</b>	<b>22</b>
<b>2.2 Definition and Importance</b>	<b>23</b>
<b>2.3 Factors Influencing Patient Waiting Lists</b>	<b>26</b>
<b>2.4 Strategies for Managing Patient Waiting Lists</b>	<b>29</b>
<b>2.5 Conclusion</b>	<b>30</b>
<b>3 RESEARCH METHODOLOGY (5-10)</b>	
<b>3.1 Data Collection</b>	<b>30</b>
<b>3.2 Data Analysis</b>	<b>34</b>
<b>3.3 Findings</b>	<b>36</b>
<b>4 Case study (20-30)</b>	<b>39</b>
<b>5 LIMITATIONS</b>	
<b>6 CONCLUSION (2-3)</b>	<b>35</b>
<b>7 REFERENCES</b>	<b>36</b>
<b>8 Annexure</b>	

# CHAPTER 1 INTRODUCTION

In the healthcare sector, managing patient waiting lists is crucial for ensuring timely and efficient delivery of care services. Hospitals and healthcare facilities often face challenges in effectively tracking and managing patient waiting lists due to the complexity of factors involved. This project aims to analyze the current status of the patient waiting list, examine historical trends, and conduct a detailed specialty-level and age-profile analysis to gain insights for improving the management of patient queues.

## 1.1 Industry Overview

The healthcare industry stands as an essential pillar of society, dedicated to the provision of medical services aimed at promoting and maintaining the health and well-being of individuals and communities. It encompasses a vast array of organizations, professionals, technologies, and services, all working together to address the diverse health needs of populations worldwide. From preventive care and primary healthcare services to advanced medical treatments and research, the healthcare industry plays a critical role in shaping the quality of life and longevity of individuals.

The healthcare industry encompasses a broad range of services aimed at maintaining or improving the health of individuals. It includes hospitals, clinics, medical professionals, pharmaceutical companies, medical device manufacturers, health insurance companies, and more. Here's an overview:

1. **Hospitals:** Imagine hospitals as bustling hubs where people go when they need urgent medical help. They're like the superheroes of healthcare, equipped to handle everything from broken bones to serious illnesses, and even provide long-term care for those who need it most.
2. **Primary Care Clinics:** Think of primary care clinics as your first line of defense when you're feeling under the weather. They're like the friendly neighborhood doctors who take care of routine check-ups, vaccinations, and help manage chronic conditions like diabetes or high blood pressure.
3. **Specialty Clinics:** Specialty clinics are like the specialized experts you turn to when you need extra help. Whether it's a heart condition, skin problem, or a tricky bone issue, these clinics have the know-how and specialized equipment to tackle specific health challenges.

4. **Healthcare Professionals:** Doctors, nurses, and other healthcare professionals are the real-life heroes who dedicate their lives to caring for others. They're the ones who listen to your concerns, diagnose problems, and guide you through treatment options with compassion and expertise.

5. **Pharmaceutical Companies:** Pharmaceutical companies are the innovators behind the medicines that keep us healthy and fight off diseases. From research labs to manufacturing facilities, they work tirelessly to develop new treatments and ensure that existing ones are safe and effective.

6. **Medical Device Manufacturers:** Medical device manufacturers are like the inventors who create the tools doctors need to do their jobs. From MRI machines to artificial limbs, these companies design and build the gadgets that help diagnose, treat, and support patients every day.

7. **Health Insurance Companies:** Health insurance companies are like the safety nets that protect us from the financial burden of healthcare costs. They offer plans that cover everything from routine check-ups to major surgeries, ensuring that everyone has access to the care they need without breaking the bank.

Now, let's talk about waiting times. Just like waiting for your turn on a rollercoaster or in line at your favorite restaurant, waiting for healthcare services can sometimes be a part of the experience:

- **Type of Service:** Urgent needs are often addressed quickly, while appointments for non-urgent issues or specialist consultations might take a bit longer to schedule.

- **Healthcare Provider:** Some doctors or clinics may have more patients than others, leading to longer wait times for appointments or procedures.

- **Location:** In busy cities, healthcare services may be in high demand, resulting in longer wait times compared to quieter rural areas.

- **Efficiency:** Practices that manage appointments well and use resources wisely tend to have shorter wait times, making the experience smoother and more convenient for patients.

Overall, efforts to reduce wait times involve streamlining processes, using technology to improve scheduling, and ensuring that everyone has access to the care they need when they need it.

## **1.2 Objective Of The Research**

In the bustling world of healthcare, where every moment counts, understanding and managing patient waiting lists is crucial to ensuring timely and efficient care delivery. Picture yourself walking into a hospital or clinic, filled with people from all walks of life seeking medical attention. Behind the scenes, healthcare administrators are working tirelessly to track, analyze, and improve the patient waiting experience. Here's how they're doing it:

### **1. Track Current Status of Patient Waiting List:**

Imagine you're one of the patients awaiting medical attention. You've been waiting for what feels like ages, wondering when your turn will come. This objective focuses on keeping a finger on the pulse of the waiting list in real-time. Healthcare administrators are gathering data on patients like you – how many are waiting, what services they need, and how urgent their cases are. By doing so, they're not just looking at numbers; they're peering into the stories behind each patient, understanding their needs, and striving to ensure that help arrives when it's needed most. It's like having a guardian angel watching over the waiting room, ready to intervene and ensure that every patient receives the care they deserve.

### **2. Analyze Historical Monthly Trend of Waiting List:**

Now, let's zoom out and take a broader view. Imagine looking back over the past months or years and seeing how the ebb and flow of patient demand have changed over time. It's like flipping through the pages of a storybook, uncovering the patterns and trends that shape the healthcare landscape. By analyzing historical data, healthcare organizations are gaining insights into the rhythms of patient care – the busy seasons, the quiet moments, and everything in between. Armed with this knowledge, they're better equipped to prepare for the future, ensuring that resources are allocated wisely and services are tailored to meet the needs of each patient, no matter the time of year.

### **3. Detailed Specialty-Level and Age Profile Analysis:**

Now, let's zoom in and focus on the unique needs of each patient. Imagine being able to tailor your healthcare experience to fit your individual circumstances – your age, your medical history, your specific condition. This objective involves diving deep into the data, segmenting patients based on medical specialties and age groups. It's like creating a personalized roadmap for each patient, guiding them through the healthcare journey with care

and compassion. By understanding the nuances of patient demographics and medical needs, healthcare administrators are paving the way for targeted interventions that prioritize those most in need, optimize resource allocation, and ensure that no one falls through the cracks.

Overall, the objectives of the study on patient waiting lists are not just about crunching numbers or analyzing data – they're about putting patients at the heart of healthcare. By tracking the current status, analyzing historical trends, and conducting detailed specialty-level and age-profile analysis, healthcare administrators are working tirelessly to ensure that every patient receives the care they need, when they need it, in a way that respects their individuality and dignity. It's a journey filled with challenges and triumphs, but ultimately, it's a journey driven by the simple yet profound desire to make a difference in the lives of those we serve.

### **1.3 Evolution and Scope**

The evolution of the healthcare industry has been marked by significant advancements in medical science, technology, and healthcare delivery models over the centuries. From the early days of traditional medicine and home remedies to the modern era of evidence-based medicine and cutting-edge medical innovations, the landscape of healthcare has undergone remarkable transformations. With the advent of medical breakthroughs such as antibiotics, vaccines, surgical techniques, and diagnostic imaging, the scope of healthcare has expanded, enabling the diagnosis, treatment, and management of a wide range of diseases and conditions.

Today, the healthcare industry encompasses various sectors, including hospitals, clinics, nursing homes, diagnostic laboratories, pharmaceutical companies, medical device manufacturers, health insurance providers, and public health agencies. Each sector plays a distinct yet interconnected role in the delivery of healthcare services, contributing to the overall functioning and effectiveness of the healthcare system.

The evolution and scope of the healthcare industry, tracing its journey through time and the impact it has had on individuals and communities:

1. **Roots in Traditional Healing:** Picture a time when communities relied on local healers, herbal remedies, and age-old wisdom to address their health concerns. From ancient civilizations to indigenous cultures, healthcare was deeply intertwined with tradition and community support. Families passed down remedies and healing practices from generation to generation, fostering a sense of interconnectedness and trust in natural healing methods.

2. Breakthroughs in Medical Science: Imagine the awe and wonder that accompanied groundbreaking discoveries like antibiotics and vaccines. Suddenly, diseases that once ravaged populations were brought under control, saving countless lives and ushering in an era of hope and possibility. People marveled at the power of modern medicine to cure illnesses and alleviate suffering, inspiring confidence in the potential of science to improve human health.

3. Technology's Transformative Role: Fast forward to the age of technology, where medical advancements are propelled by innovation and ingenuity. Imagine the relief of a patient receiving a precise diagnosis through an MRI scan or the awe of witnessing a surgeon perform a life-saving procedure with robotic precision. Technology has not only expanded the scope of what is possible in healthcare but has also made it more accessible, bridging gaps in care and bringing specialized services to remote corners of the globe.

4. Diverse Healthcare Ecosystem: Think of healthcare as a vast ecosystem, teeming with interconnected players working in harmony to support health and well-being. Hospitals stand as beacons of hope, providing sanctuary for the sick and injured, while clinics offer personalized care and guidance for individuals seeking treatment. Behind the scenes, laboratories hum with activity as dedicated professionals work tirelessly to analyze samples and uncover the secrets of disease. Pharmaceutical companies and medical device manufacturers toil away in laboratories and workshops, crafting the tools and treatments that will shape the future of healthcare.

5. A Tapestry of Care: At the heart of this ecosystem lies a tapestry of care, woven together by the collective efforts of healthcare providers, insurers, and public health agencies. Imagine the relief of a patient receiving a timely diagnosis, thanks to the collaboration between their primary care physician and a network of specialists. Picture the comfort of a family knowing that their loved one's medical expenses are covered by insurance, allowing them to focus on what truly matters – their health and recovery.

6. Empowering Communities: Beyond the walls of hospitals and clinics, healthcare extends its reach into communities, empowering individuals to take charge of their health and well-being. Imagine the joy of a community coming together for a health fair, where screenings and educational workshops provide valuable insights and resources for healthier living. Picture the pride of a public health official as they witness the impact of their efforts to promote healthy behaviors and prevent disease.

In essence, the evolution and scope of the healthcare industry are not just about advancements in science and technology but about the human stories and experiences that shape its trajectory. From ancient healing traditions to modern medical marvels, healthcare is a testament to the resilience, ingenuity, and compassion of the human spirit, united in a common pursuit of health and healing for all.

## **1.4 Challenges and Opportunities**

Despite the significant progress made in healthcare, the industry faces numerous challenges, including rising healthcare costs, disparities in access to care, quality of care issues, workforce shortages, and evolving regulatory requirements. Moreover, global health threats such as infectious diseases, pandemics, and chronic illnesses continue to pose significant challenges to healthcare systems worldwide.

Imagine a world where seeking healthcare isn't just about overcoming illness but also navigating a landscape of challenges and opportunities, where the human experience intersects with the complexities of the healthcare industry.

1. **Rising Healthcare Costs:** Picture a family sitting around the kitchen table, grappling with the financial strain of medical bills and insurance premiums. For them, accessing healthcare isn't just about getting better; it's about balancing their budget and making tough choices about where to allocate limited resources.

2. **Disparities in Access and Quality of Care:** Think of a community where access to quality healthcare varies based on factors like income and zip code. For some, receiving timely and effective care is a given, while others face barriers that prevent them from accessing the services they need to thrive.

3. **Workforce Shortages:** Imagine a nurse working tirelessly to care for patients despite being stretched thin by staffing shortages and long hours. Their dedication is unwavering, but the strain of trying to meet the needs of a growing patient population takes its toll on their well-being.

4. **Evolving Regulatory Requirements:** Picture a healthcare administrator navigating a maze of regulations and paperwork, trying to ensure that their organization remains compliant while also focusing on providing high-quality care to patients. The administrative burden is heavy, but their commitment to excellence drives them forward.

5. Global Health Threats: Think of a community coming together in the face of a global health crisis, mobilizing resources and expertise to combat a common enemy. Despite the fear and uncertainty, there's a sense of solidarity as people work hand in hand to protect the health and safety of their loved ones and neighbors.

Now, amidst these challenges, envision a world of opportunity:

1. Technological Advancements: Picture a patient connecting with their doctor through a video call, receiving care without having to leave the comfort of their home. Technology has transformed healthcare, making it more accessible and convenient than ever before.

2. Value-Based Care Models: Imagine a healthcare system that prioritizes prevention and wellness, incentivizing providers to focus on keeping people healthy rather than just treating illness. By shifting the focus to outcomes and quality of care, we can create a healthcare system that truly puts patients first.

3. Collaborative Partnerships: Think of a research team working together to develop a breakthrough treatment for a devastating disease. By pooling their expertise and resources, they're able to achieve more than any one person or organization could on their own.

4. Patient-Centered Care: Picture a doctor taking the time to listen to their patient's concerns and involve them in decisions about their care. By treating patients as partners rather than passive recipients of care, we can ensure that healthcare is truly centered around their needs and preferences.

However, these challenges also present opportunities for innovation, collaboration, and transformative change within the healthcare industry. Advances in technology, such as telemedicine, artificial intelligence, and precision medicine, hold promise for improving healthcare delivery, enhancing patient outcomes, and addressing longstanding healthcare disparities. Moreover, shifting towards value-based care models, preventive health initiatives, and population health management strategies can help promote wellness, reduce healthcare costs, and improve health outcomes for individuals and communities.

In conclusion, the healthcare industry plays a vital role in safeguarding the health and well-being of populations globally. With its diverse stakeholders, evolving landscape, and complex challenges, the healthcare industry remains at the forefront of efforts to promote health equity, innovation, and excellence in care delivery. As we continue to navigate the

complexities of healthcare, collaboration, innovation, and a commitment to patient-centered care will be essential in shaping the future of healthcare delivery and advancing the health of individuals and communities worldwide.

## **1.5 Industry Subsidiaries**

In the healthcare industry, there are several subsidiary sectors and specialized areas that contribute to the overall functioning and advancement of healthcare delivery. These subsidiary sectors include:

1. **Pharmaceutical Industry:** Pharmaceutical companies research, develop, manufacture, and distribute medications and pharmaceutical products. They play a crucial role in providing therapeutic interventions for the prevention, diagnosis, and treatment of diseases and medical conditions.

2. **Biotechnology Industry:** Biotechnology companies utilize biological systems, organisms, or derivatives thereof to develop products and technologies for various medical applications. This sector encompasses biopharmaceuticals, genetic engineering, molecular diagnostics, and biotechnology research tools.

3. **Medical Devices and Equipment Industry:** Companies in this sector design, manufacture, and distribute medical devices, equipment, and instrumentation used in healthcare settings. This includes diagnostic imaging devices, surgical instruments, implantable devices, patient monitoring systems, and laboratory equipment.

4. **Health Information Technology (HealthTech):** HealthTech companies develop software, systems, and digital solutions to support healthcare delivery, clinical operations, and patient management. This includes electronic health records (EHR) systems, telemedicine platforms, health information exchange (HIE) networks, and healthcare analytics solutions.

5. **Health Insurance and Managed Care:** Health insurance companies and managed care organizations provide coverage for medical expenses and healthcare services, including health maintenance organization (HMO), preferred provider organization (PPO), and point-of-service (POS) plans. They play a critical role in financing healthcare, managing risk, and coordinating care for enrolled members.

6. **Healthcare Facilities and Providers:** Healthcare facilities encompass hospitals, clinics, outpatient centers, ambulatory surgery centers, long-term care facilities, and other settings

where healthcare services are delivered. Healthcare providers include physicians, nurses, allied health professionals, and other medical personnel involved in direct patient care.

7. **Clinical Research and Development:** Clinical research organizations (CROs) conduct clinical trials and research studies to evaluate the safety, efficacy, and effectiveness of new medical treatments, therapies, and interventions. They collaborate with pharmaceutical companies, academic institutions, and healthcare providers to advance medical science and bring innovative therapies to market.

8. **Healthcare Consulting and Management Services:** Consulting firms and management companies provide advisory services, strategic planning, and operational support to healthcare organizations. They assist with healthcare policy analysis, regulatory compliance, financial management, organizational development, and performance improvement initiatives.

9. **Healthcare Education and Training:** Educational institutions, training programs, and professional associations play a vital role in training the next generation of healthcare professionals, including physicians, nurses, pharmacists, and allied health professionals. Continuing education and professional development programs support ongoing learning and skill development within the healthcare workforce.

10. **Healthcare Advocacy and Policy:** Advocacy organizations, non-profit groups, and governmental agencies work to promote public health, advance healthcare policy initiatives, and advocate for equitable access to healthcare services. They engage in research, public awareness campaigns, and legislative advocacy to address healthcare disparities and improve health outcomes for underserved populations.

These subsidiary sectors collectively contribute to the multifaceted and interconnected nature of the healthcare industry, driving innovation, improving patient care, and shaping the future of healthcare delivery. Each sector plays a distinct yet essential role in supporting the overarching goal of promoting health and well-being for individuals and communities worldwide.

### **1.6 Significance of Data Analysis in the Healthcare Industry:**

In the healthcare industry, data analysis holds immense significance in achieving various objectives, including those outlined in the project related to patient waiting lists. Here's how data analysis contributes to addressing the specified objectives:

1. **Tracking Current Status of Patient Waiting List:**

- Data analysis allows healthcare organizations to monitor and track the current status of patient waiting lists in real-time. By analyzing data from electronic health records (EHR) systems or dedicated waiting list management software, hospitals can gain insights into the number of patients awaiting services, their demographics, medical conditions, and priority levels.

- Through data analysis, healthcare administrators can identify bottlenecks, inefficiencies, and areas of concern within the patient waiting list management process. This enables timely interventions and resource allocation to address issues and improve patient flow and access to care.

## 2. Analyzing Historical Monthly Trends of Waiting List:

- Data analysis facilitates the examination of historical trends in patient waiting lists over time. By analyzing monthly or yearly data, healthcare organizations can identify patterns, fluctuations, and seasonal variations in patient demand for services.

- Trend analysis enables healthcare administrators to forecast future demand, anticipate peak periods, and allocate resources accordingly. It also helps in identifying long-term trends and changes in patient demographics, disease prevalence, and healthcare utilization patterns.

## 3. Detailed Specialty-Level and Age-Profile Analysis:

- Data analysis allows for detailed specialty-level analysis of patient waiting lists, enabling healthcare organizations to understand demand patterns across different medical specialties. By segmenting waiting list data by specialty, hospitals can identify areas of high demand or capacity constraints and prioritize resource allocation accordingly.

- Age-profile analysis provides insights into the distribution of patients on the waiting list across different age groups. This information is valuable for understanding the healthcare needs of specific population segments, such as pediatric, adult, or geriatric patients, and tailoring services to meet their unique requirements.

- Specialty-level and age-profile analysis also help in identifying disparities in access to care and optimizing patient prioritization strategies based on clinical urgency, severity of illness, and other relevant factors.

## **Overall Significance:**

- Data analysis enables evidence-based decision-making and strategic planning in healthcare organizations. By leveraging data analytics tools and techniques, healthcare administrators can make informed decisions to optimize resource allocation, improve operational efficiency, and enhance patient outcomes.

- Data-driven insights obtained through analysis of patient waiting list data help in identifying opportunities for process improvement, capacity optimization, and performance monitoring. This, in turn, leads to more effective and efficient management of patient queues, reduced waiting times, and enhanced patient satisfaction.

- Moreover, data analysis supports compliance with regulatory requirements, quality standards, and performance metrics in healthcare delivery. By analyzing key performance indicators (KPIs) related to patient access, wait times, and service delivery, healthcare organizations can demonstrate accountability, transparency, and continuous improvement in patient care.

In conclusion, data analysis plays a critical role in addressing the objectives related to patient waiting list management in the healthcare industry. It empowers healthcare organizations to track, analyze, and optimize patient queues, leading to improved access to care, better resource utilization, and enhanced patient experiences.

## **1.7 Key Stakeholders**

The healthcare industry involves a diverse array of stakeholders, each with specific roles and responsibilities in the provision and management of healthcare services. These stakeholders include:

1. **Healthcare Providers:** This category encompasses physicians, nurses, allied health professionals, and other medical personnel involved in direct patient care. Healthcare providers work in various settings, including hospitals, clinics, outpatient centers, and long-term care facilities, delivering a wide range of medical services to patients.

2. **Healthcare Administrators and Managers:** Healthcare administrators and managers are responsible for overseeing the day-to-day operations of healthcare organizations, ensuring efficient resource allocation, regulatory compliance, and quality improvement initiatives. They play a crucial role in strategic planning, financial management, and policy implementation within healthcare institutions.

3. **Patients and Families:** Patients and their families are central stakeholders in the healthcare industry, actively participating in decision-making processes related to their health and well-being. They seek medical care, adhere to treatment plans, and provide valuable feedback on their healthcare experiences, influencing the quality and effectiveness of healthcare delivery.

4. **Pharmaceutical and Medical Device Companies:** Pharmaceutical and medical device companies are involved in the research, development, manufacturing, and distribution of medications, medical devices, and biotechnological products. These companies play a vital role in advancing medical science, providing therapeutic interventions, and improving patient outcomes.

5. **Health Insurers and Payers:** Health insurers and payers play a critical role in financing healthcare services, providing coverage for medical expenses, and managing risk within the healthcare system. They develop insurance plans, negotiate contracts with healthcare providers, and administer claims processing and reimbursement procedures.

## **1.8 SCOPE AND LIMITATIONS**

### **Scope**

The scope of the research based on the objectives encompasses a comprehensive examination of patient waiting lists within healthcare facilities. Here's a detailed breakdown of the scope:

#### **1. Tracking Current Status of Patient Waiting List:**

- The scope involves gathering data on the current status of patient waiting lists, including the number of patients awaiting services, their demographics (such as age, gender, and location), medical conditions, and priority levels. This may require collaboration with healthcare facilities to access electronic health records (EHR) or waiting list management systems. The research will focus on understanding the current landscape of patient waiting lists, identifying any challenges or bottlenecks in the process, and proposing strategies for improvement.

#### **2. Analyzing Historical Monthly Trend of Waiting List:**

- The scope includes analyzing historical data spanning several months or years to identify trends and patterns in patient waiting lists. This analysis will involve examining variations in demand over time, seasonal fluctuations, and any long-term trends that may impact patient access to care. By conducting a thorough historical analysis, the research aims to provide insights into the factors influencing waiting times and to forecast future demand for services.

#### **3. Detailed Specialty-Level and Age Profile Analysis:**

- The scope involves conducting a detailed analysis of patient waiting lists at the specialty level and age profile. This will require segmenting waiting list data based on medical

specialties (e.g., cardiology, orthopedics, pediatrics) and age groups (e.g., pediatric, adult, geriatric). The research will explore variations in waiting times, priority levels, and patient demographics across different specialties and age groups. By conducting a specialty-level and age-profile analysis, the research aims to identify disparities in access to care, prioritize resources effectively, and tailor services to meet the diverse needs of patients.

Overall, the scope of the research is to provide a comprehensive understanding of patient waiting lists within healthcare facilities, encompassing the current status, historical trends, specialty-level variations, and age profile characteristics. The research will employ quantitative analysis techniques, data visualization tools, and collaboration with healthcare stakeholders to achieve its objectives. By examining these aspects in detail, the research aims to inform decision-making, improve patient access to care, and enhance the overall efficiency and effectiveness of healthcare delivery.

## **Limitations**

While the objectives of the research aim to address critical aspects of patient waiting list management in the healthcare industry, it's important to acknowledge certain limitations that may affect the study's scope, validity, and generalizability. Some potential limitations include:

### **1. Incomplete Picture of Patient Experience**

- Just as we aim to understand and improve the waiting experience, it's essential to acknowledge that our research may not capture every aspect of it. We recognize that waiting for healthcare services can be a stressful and sometimes frustrating experience. Despite our efforts to track and analyze waiting lists, there may be factors influencing patient experiences that our data cannot fully capture, such as individual emotions, fears, and concerns. We apologize for any oversights in our research and remain committed to continuously striving to improve the patient experience.

### **2. Historical Data May Not Reflect Current Realities**

- While our analysis of historical trends provides valuable insights into past waiting list dynamics, it's essential to recognize that the healthcare landscape is constantly evolving. New medical advancements, changes in patient demographics, and shifts in healthcare policies may impact waiting times in ways that historical data alone cannot predict. We acknowledge that our research may not fully account for these dynamic changes and encourage ongoing monitoring and adaptation to ensure that our findings remain relevant and actionable in the ever-changing healthcare environment.

### **3. Specialty-Level and Age Profile Analysis May Oversimplify Patient Diversity**

- As we analyze waiting lists at the specialty and age level, we strive to understand and address the diverse needs of patients across different demographics. However, it's important to acknowledge that patients are unique individuals with complex healthcare needs that cannot be fully captured by broad categorizations. Our analysis may inadvertently oversimplify the diversity of patient experiences and priorities, leading to potential disparities in care. We recognize the importance of treating each patient as a unique individual and remain committed to ensuring that our research informs personalized, patient-centered care practices.

## CHAPTER- 2 LITERATURE REVIEW

### 2.1 Literature Review: A Comprehensive Analysis of Patient Waiting List in Healthcare Industry

The healthcare industry is a dynamic and complex sector that plays a critical role in promoting and maintaining the health and well-being of individuals and communities. As the demand for healthcare services continues to grow, healthcare organizations face various challenges in effectively managing patient waiting lists. This literature review explores existing research and studies related to patient waiting lists, queue management, and strategies for improving access to care.

#### The Silver Tsunami and the Quest for Equitable Healthcare

The global population is aging rapidly, with a demographic shift often referred to as the "silver tsunami." As life expectancy increases, so does the number of older adults, a demographic segment with unique healthcare needs. This growing population faces a higher burden of chronic diseases, requiring more frequent medical attention. However, accessing and utilizing healthcare services can be a complex challenge for older adults, influenced by a multitude of factors. This literature review delves into the intricate relationship between these factors and the utilization of inpatient and outpatient healthcare services among older adults.

Our focus is on understanding the determinants that shape how often older adults visit doctors and hospitals, both for routine checkups (outpatient care) and for treatment requiring hospitalization (inpatient care). By examining these determinants, we aim to shed light on the disparities in healthcare access and utilization experienced by older adults.

This review will explore a range of factors, categorized broadly as:

- **Sociodemographic factors:** Residence location (urban vs. rural), marital status, religion, caste, education level, wealth status, and employment history all play a role in healthcare utilization.
- **Health factors:** The presence and number of chronic health conditions significantly influence how often older adults require medical attention.
- **Healthcare access and financing:** Availability of healthcare facilities, reliance on public vs. private healthcare systems, and health insurance coverage all impact utilization patterns.

By examining these factors, we can gain valuable insights into the challenges faced by older adults in navigating the healthcare system. This knowledge is crucial for policymakers, healthcare providers, and researchers in developing strategies to ensure equitable access to quality healthcare for a growing elderly population.

This review utilizes the findings from a specific study conducted in India, along with broader research from various countries. By drawing on both a regional and global perspective, we

can identify common themes and highlight unique challenges faced by older adults in different contexts. Ultimately, the goal is to bridge the gap between healthcare needs and healthcare utilization among older adults, fostering a future where everyone, regardless of background or circumstance, can age well with access to the care they need.

## **2.2 Patient Waiting Lists: Definition and Importance**

Patient waiting lists refer to the queues or lines of patients waiting to receive medical services or treatments within healthcare facilities. These waiting lists can vary in length, depending on factors such as demand for services, resource availability, and operational efficiency. Patient waiting times, the duration patients spend on the waiting list before receiving care, are a key indicator of healthcare access and quality.

The management of patient waiting lists is crucial for ensuring timely access to care, reducing wait times, and improving patient satisfaction. Long waiting times can lead to patient dissatisfaction, delays in treatment, and negative health outcomes. Therefore, healthcare organizations must implement effective strategies for managing patient queues and optimizing resource allocation to meet patient demand effectively.

In today's fast-paced world, the idea of waiting is an inevitable part of life, and nowhere is this more apparent than in healthcare. Patient waiting lists represent the queues or lines of individuals eagerly anticipating medical services or treatments within healthcare facilities. These lists, like the lines at a popular concert or amusement park, reflect the demand for care juxtaposed against the resources and efficiency of the healthcare system. They're not just numbers or statistics; they're comprised of real people, each with their own story, concerns, and hopes for improved health and well-being.

### **The Human Element of Waiting Lists:**

#### **1. The Individuals Waiting:**

Behind every entry on a waiting list lies a person with their unique set of circumstances. They may be experiencing pain, discomfort, or uncertainty about their health condition. For some, the waiting list represents a lifeline, offering the promise of relief or improvement in their quality of life. Others may feel anxious, frustrated, or overwhelmed by the prospect of waiting for care, uncertain about what the future holds.

## 2. The Emotional Rollercoaster:

Waiting for medical care can evoke a rollercoaster of emotions. There's the initial relief of finally seeking help, followed by the anticipation of being added to a waiting list. As time passes, emotions may oscillate between hope and frustration, especially if the wait seems unending or if there's uncertainty about the severity of the condition. For many, the waiting period can feel like an eternity, filled with anxiety and apprehension about what lies ahead.

## 3. Impact on Daily Life:

The wait for medical care isn't just about the time spent on a list; it also has practical implications for daily life. Individuals may need to juggle work, family responsibilities, and other commitments while waiting for care, adding to their stress and uncertainty. For some, the wait may result in missed opportunities, postponed plans, or disruptions to their usual routines, further compounding their sense of frustration and helplessness.

## 4. Navigating the Healthcare System:

For many, the process of getting onto a waiting list can be daunting and complex. It may involve navigating referral pathways, coordinating appointments, and understanding insurance coverage – tasks that can feel overwhelming, especially for those grappling with health concerns. The waiting list becomes more than just a list; it's a symbol of the intricacies and challenges of accessing healthcare in today's world.

## **The Importance of Managing Waiting Lists:**

### 1. Timely Access to Care:

At its core, managing patient waiting lists is about ensuring timely access to care – a fundamental principle of healthcare. Long waiting times can delay diagnosis, exacerbate health conditions, and compromise treatment outcomes. By managing waiting lists effectively, healthcare providers can minimize delays, ensuring that patients receive the care they need when they need it most.

### 2. Enhancing Patient Experience:

Waiting for medical care can be stressful and disheartening, but effective management of waiting lists can help alleviate some of that burden. Clear communication, regular updates, and transparent processes can go a long way in enhancing the patient experience, fostering trust and confidence in the healthcare

system. Patients who feel informed and supported during the waiting period are more likely to feel satisfied with their care overall.

### 3. Optimizing Resource Allocation:

Healthcare resources – whether it's staff, equipment, or facilities – are finite, and managing waiting lists is about optimizing their allocation. By strategically prioritizing patients based on urgency and need, healthcare providers can ensure that resources are utilized efficiently, minimizing waste and maximizing the impact of healthcare interventions.

### 4. Improving Health Outcomes:

Ultimately, effective management of waiting lists can lead to better health outcomes for patients. Timely access to care can prevent the progression of diseases, reduce complications, and improve overall prognosis. By prioritizing those most in need and minimizing delays in care delivery, healthcare providers can make a tangible difference in the lives of their patients.

## **Strategies for Managing Waiting Lists:**

### 1. Prioritizing Patients:

Not all patients on a waiting list have the same level of urgency. By implementing triage systems and prioritizing patients based on clinical need, healthcare providers can ensure that those requiring immediate attention receive timely care, while others are managed appropriately based on the severity of their condition.

### 2. Streamlining Processes:

Waiting lists often result from inefficiencies in healthcare delivery processes. By streamlining administrative tasks, reducing paperwork, and leveraging technology solutions such as electronic medical records and appointment scheduling systems, healthcare providers can minimize delays and improve the overall efficiency of care delivery.

### 3. Increasing Capacity:

Addressing waiting lists also involves increasing the capacity of healthcare services to meet the demand for care. This may involve expanding facilities, recruiting additional staff, or extending operating hours to accommodate more patients. By

investing in infrastructure and workforce development, healthcare providers can reduce waiting times and improve access to care.

#### 4. Communication and Transparency:

Clear communication is essential for managing patient expectations and reducing anxiety during the waiting period. Healthcare providers should keep patients informed about their place on the waiting list, expected wait times, and any changes to their care plan. Transparency about the reasons for delays and efforts to address them can help build trust and confidence in the healthcare system.

**Patient waiting lists are more than just administrative artifacts;** they represent the lived experiences of individuals navigating the complexities of healthcare. Managing waiting lists effectively isn't just about reducing numbers on a spreadsheet; it's about alleviating the burden on patients, enhancing their experience, and ultimately improving their health outcomes. By recognizing the human element of waiting lists and implementing strategies to address them, healthcare providers can ensure that patients receive the care they need in a timely and compassionate manner, reaffirming the fundamental principle of healthcare – to heal and support those in need.

### 2.3 Factors Influencing Patient Waiting Lists

Several factors influence the dynamics of patient waiting lists within healthcare organizations. These factors can be categorized into patient-related factors, provider-related factors, and system-related factors.

**Patient-related factors** include demographic characteristics, medical urgency, and patient preferences. Patients with more severe medical conditions or higher levels of urgency may require prioritization for services, resulting in shorter wait times. Additionally, patient preferences for specific providers, appointment times, or treatment modalities can influence waiting list dynamics.

**Provider-related factors** encompass healthcare capacity, staffing levels, and scheduling practices. Limited healthcare resources, such as available appointments, hospital beds, or surgical facilities, can contribute to longer waiting lists and wait times. Furthermore, staffing shortages or inefficient scheduling practices may exacerbate delays in service delivery.

**System-related factors** involve organizational policies, funding mechanisms, and regulatory requirements. Healthcare organizations may face constraints in resource allocation due to budget limitations or reimbursement structures. Moreover, regulatory requirements, such as wait time targets or reporting mandates, can influence waiting list management practices and performance.

Patient waiting lists in healthcare organizations are like the threads that weave through the fabric of people's lives, each thread representing a unique individual with their own story, needs, and hopes for better health.

### **Patient-Related Factors:**

#### 1. Demographic Characteristics:

Imagine Sarah, a grandmother in her 70s, patiently waiting for an appointment to address her chronic arthritis pain. Despite her age, she remains hopeful, knowing that relief is on the horizon. Meanwhile, John, a young father struggling to make ends meet, hesitates to join the waiting list for a costly procedure, weighing the financial burden against the urgency of his condition.

#### 2. Medical Urgency:

For Emily, a teenager rushed to the emergency room with a severe allergic reaction, every minute feels like an eternity. The urgency of her situation propels her to the top of the waiting list, as doctors work tirelessly to stabilize her condition and provide life-saving treatment.

#### 3. Patient Preferences:

James, a devoted husband and avid cyclist, insists on waiting for his preferred orthopedic surgeon to repair his knee injury, despite the longer wait time. His trust in this particular provider and their shared passion for cycling outweighs the inconvenience of waiting a little longer for surgery.

### **Provider-Related Factors:**

#### 1. Healthcare Capacity:

In a bustling hospital ward, Maria, a nurse, navigates the challenges of limited bed availability and a growing waiting list of patients awaiting admission. She juggles

competing priorities, ensuring that each patient receives the care and attention they deserve while waiting for a bed to become available.

## 2. Staffing Levels:

David, a dedicated physician working long hours in the emergency department, feels the strain of understaffing as he tends to a continuous stream of patients seeking urgent care. Despite the challenges, his commitment to his patients remains unwavering as he strives to provide timely and compassionate treatment.

## 3. Scheduling Practices:

Sarah, the receptionist at a busy medical clinic, faces the daunting task of managing appointment schedules and balancing the needs of patients with the availability of healthcare providers. Her meticulous planning ensures that patients are seen in a timely manner, minimizing wait times and maximizing efficiency.

### **System-Related Factors:**

#### 1. Organizational Policies:

Within the healthcare system, Tom, a hospital administrator, grapples with the complexities of prioritizing patients based on severity of illness and available resources. His decisions shape the waiting list management practices within the organization, striving to balance equity, efficiency, and patient safety.

#### 2. Funding Mechanisms:

In the boardroom, Sarah, a healthcare finance manager, crunches numbers and navigates budget constraints to allocate resources effectively. She understands the impact of funding limitations on waiting list management and advocates for investments that prioritize patient access and quality of care.

#### 3. Regulatory Requirements:

Across the healthcare landscape, regulatory mandates set the framework for waiting list management and performance measurement. Emily, a government official, oversees compliance with wait time targets and quality standards, ensuring accountability and transparency in healthcare delivery.

In the tapestry of patient waiting lists, each thread represents a unique story, a journey marked by hope, uncertainty, and resilience. By humanizing these factors and recognizing the individuals behind the statistics, we gain a deeper understanding of the challenges and opportunities inherent in managing patient waiting lists within healthcare organizations. Through collaboration, compassion, and innovation, we can strive to minimize wait times, enhance patient experiences, and ultimately improve health outcomes for all.

## 2.4 Strategies for Managing Patient Waiting Lists

Healthcare organizations employ various strategies for managing patient waiting lists and reducing wait times. These strategies aim to improve operational efficiency, optimize resource utilization, and enhance the patient experience.

**Appointment Scheduling and Capacity Planning:** Effective appointment scheduling practices, such as advanced booking systems, same-day appointments, and flexible scheduling options, can help distribute patient demand more evenly and reduce wait times. Additionally, capacity planning initiatives, such as optimizing staffing levels and facility utilization, can increase healthcare capacity and reduce bottlenecks in service delivery.

**Priority-based Triage and Patient Prioritization:** Implementing priority-based triage systems allows healthcare providers to prioritize patients based on clinical urgency, severity of illness, and medical need. By identifying high-priority patients and expediting their access to care, healthcare organizations can reduce wait times for those in greatest need of medical attention.

**Multi-disciplinary Care Teams and Care Coordination:** Collaborative care models involving multi-disciplinary care teams, including physicians, nurses, specialists, and allied health professionals, can streamline care delivery and reduce wait times. By facilitating care coordination and communication among providers, healthcare organizations can improve efficiency and ensure timely access to comprehensive care services.

**Telemedicine and Virtual Care:** The adoption of telemedicine and virtual care technologies allows healthcare organizations to deliver medical services remotely, reducing the need for in-person visits and mitigating wait times. Telemedicine platforms enable patients to consult with healthcare providers virtually, improving access to care for patients in remote or underserved areas and reducing travel time and wait times for appointments.

**Continuous Quality Improvement and Performance Monitoring:** Continuous quality improvement initiatives, coupled with robust performance monitoring systems, enable healthcare organizations to identify areas for improvement and implement evidence-based interventions to reduce wait times. By monitoring key performance indicators, such as wait time targets, patient satisfaction scores, and throughput metrics, healthcare organizations can track progress and adjust strategies as needed to achieve desired outcomes.

## **2.5 Conclusion**

In conclusion, patient waiting lists are a critical aspect of healthcare delivery, with significant implications for access to care, patient satisfaction, and health outcomes. Effective management of patient waiting lists requires a comprehensive understanding of factors influencing wait times and the implementation of strategies to optimize resource utilization and improve operational efficiency.

Through the implementation of appointment scheduling systems, priority-based triage processes, collaborative care models, telemedicine technologies, and continuous quality improvement initiatives, healthcare organizations can reduce wait times, enhance patient experiences, and ensure timely access to high-quality care services.

Moving forward, it is essential for healthcare organizations to continue exploring innovative approaches to patient waiting list management and invest in technologies and processes that facilitate efficient and patient-centered care delivery. By prioritizing patient needs and leveraging data-driven insights, healthcare organizations can optimize their operations, improve access to care, and ultimately enhance the health and well-being of individuals and communities.

## Chapter 3 Methodology

### 3.1 Outline of the Research

The research journey by stepping into the shoes of a researcher named who is passionate about improving patient experiences in healthcare:

#### 1. Requirement Gathering:

begins their research journey by meeting with healthcare administrators, nurses, and patients at a local clinic. They listen intently as nurses share stories of overwhelmed waiting rooms and patients express frustrations about long wait times. Through these conversations, gains a deep understanding of the challenges and opportunities in improving patient waiting experiences.

#### 2. Data Collection:

Armed with insights from their conversations, sets out to collect data. They spend days poring over electronic health records, sifting through appointment logs, and administering surveys to patients. Each data point represents a real person's journey through the healthcare system, adding depth and context to the research.

#### 3. Transformation and Modeling:

As analyzes the data, they encounter messy datasets riddled with inconsistencies and missing values. Undeterred, they roll up their sleeves and apply statistical models to uncover patterns in patient waiting times. With each analysis, they gain new insights into factors influencing wait times, from appointment scheduling practices to patient demographics.

#### 4. Data Visualization Blueprint:

With their findings in hand, sketches out a blueprint for data visualization. They envision a dashboard that tells the story of patient waiting experiences through intuitive charts and graphs. Each visualization is designed with empathy, aiming to capture the human side of the data and evoke empathy from stakeholders.

#### 5. Dashboard Layout and Design:

As they bring their vision to life, carefully crafts the layout and design of the dashboard. They prioritize simplicity and clarity, ensuring that even the busiest healthcare administrator can quickly grasp key insights. Each element is thoughtfully placed to guide users through the data, fostering understanding and empathy along the way.

## 6. Interactivity and Navigation:

To enhance user engagement, adds interactive features to the dashboard. Users can drill down into specific data points, filter information by date or location, and explore trends over time. By empowering users to interact with the data, hopes to foster a sense of ownership and collaboration in improving patient experiences.

## 7. Testing:

Before unveiling the dashboard to stakeholders, conducts rigorous testing. They enlist the help of colleagues and volunteers to identify any bugs or usability issues. Through iterative testing and feedback, they fine-tune the dashboard, ensuring that it meets the needs and expectations of end users.

## 8. Sharing:

With the dashboard polished and ready for prime time, prepares to share their findings with the world. They host a presentation for healthcare administrators, nurses, and patient advocates, sharing stories of patients whose lives have been impacted by long wait times. Through storytelling and data, sparks conversations and inspires action to improve patient experiences.

## 9. Maintenance and Routine Refresh:

Even after the dashboard is deployed, 's work is far from over. They continue to monitor data trends, respond to user feedback, and make regular updates to the dashboard. With each refresh, they strive to keep the dashboard relevant and reflective of real-world experiences, ensuring that patients remain at the heart of the research journey.

In the end, the research journey is not just about numbers and statistics – it's about people. Through empathy, curiosity, and perseverance, they work tirelessly to shed light on the human side of patient waiting experiences and drive positive change in healthcare delivery.

## 3.2 Requirement Gathering



### Requirement Gathering Process for Inpatient and Outpatient Settings

#### 1. Identify Stakeholders:

In both inpatient and outpatient settings, various stakeholders play key roles in the delivery and management of healthcare services. These stakeholders include:

- Patients: The primary stakeholders seeking healthcare services and experiencing the outcomes of care.
- Healthcare Providers: Physicians, nurses, allied health professionals, and support staff involved in direct patient care.
- Hospital Administrators: Executives, managers, and administrators responsible for overseeing operations, resource allocation, and strategic planning within healthcare facilities.
- Health Information Management (HIM) Department: Professionals responsible for managing health information, medical records, and data collection processes.
- IT Department: Information technology specialists responsible for maintaining electronic health record (EHR) systems, software applications, and data infrastructure.

- Insurance Providers: Payers responsible for managing insurance claims, reimbursement processes, and coverage for healthcare services.
- Regulatory Agencies: Governmental bodies and regulatory authorities responsible for overseeing compliance with healthcare regulations, standards, and reporting requirements.

## 2. Understand Business Objectives:

The business objectives in both inpatient and outpatient settings revolve around delivering high-quality, timely, and efficient healthcare services while ensuring patient safety and satisfaction. Key business objectives may include:

- Improving patient access to care by reducing waiting times for appointments, procedures, and treatments.
- Enhancing clinical outcomes and patient experiences through evidence-based practices and quality improvement initiatives.
- Optimizing resource utilization and operational efficiency to meet patient demand and organizational goals.
- Ensuring compliance with regulatory requirements, accreditation standards, and industry best practices.
- Facilitating seamless coordination and communication among healthcare providers, patients, and other stakeholders.

## 3. High-Level Data Study:

A high-level data study involves examining existing data sources, systems, and processes to understand the landscape of data collection, storage, and utilization within healthcare organizations. Key aspects of the high-level data study may include:

- Reviewing electronic health record (EHR) systems, clinical documentation, and data entry workflows.
- Assessing the quality, completeness, and accuracy of data captured in patient records and administrative databases.
- Identifying gaps, inconsistencies, and redundancies in data collection processes and information systems.

- Exploring opportunities for integrating data from disparate sources to gain a comprehensive view of patient care and outcomes.

#### 4. Scope:

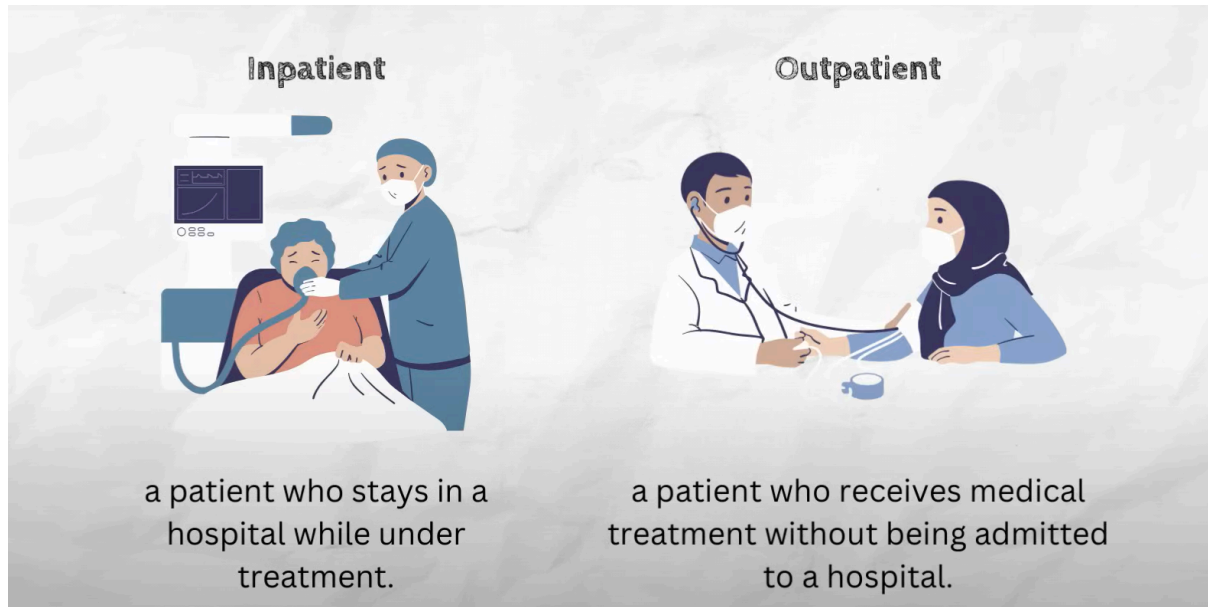
The scope of requirements gathering in inpatient and outpatient settings involves delineating the specific objectives, deliverables, and timelines for the data collection and analysis process. Key components of defining the scope may include:

- Clarifying the goals and objectives of the data gathering initiative, such as improving patient access, enhancing clinical documentation, or optimizing resource allocation.
- Identifying the target population, geographic location, and healthcare facilities included in the scope of the project.
- Defining the types of data to be collected, including demographic information, clinical variables, procedural data, and outcome measures.
- Establishing the timeframe and milestones for completing data collection activities, analyzing data, and reporting findings.

By following a systematic approach to requirement gathering, healthcare organizations can effectively capture stakeholder needs, align business objectives with data collection efforts, conduct a comprehensive study of existing data sources, and define the scope of the project to ensure its success in both inpatient and outpatient settings.

### 3.3 Data Collection:

Data collection in both inpatient and outpatient settings is crucial for understanding patient demographics, medical conditions, treatment outcomes, and overall healthcare utilization. Here's a brief overview of the data collection processes for both settings:



#### Inpatient Data Collection Process:

1. **Electronic Health Records (EHR):** In inpatient settings, data collection often begins with the electronic health record (EHR) system. EHRs capture comprehensive information about patients admitted to hospitals, including demographic details, medical history, admission diagnoses, procedures performed, medications prescribed, and discharge summaries.
2. **Clinical Documentation:** Healthcare professionals, including physicians, nurses, and other allied health staff, contribute to clinical documentation during the inpatient stay. This documentation includes progress notes, nursing assessments, diagnostic test results, treatment plans, and surgical reports. These records provide a detailed account of the patient's medical care and response to treatment.
3. **Diagnostic and Laboratory Tests:** Data collection also involves recording results from diagnostic imaging tests, laboratory investigations, and other diagnostic procedures performed during the inpatient stay. This information helps in monitoring disease progression, evaluating treatment effectiveness, and guiding clinical decision-making.

4. Medication Administration Records (MAR): Inpatient data collection includes documentation of medication administration, including drug names, dosages, frequencies, routes of administration, and any adverse reactions or side effects observed. MARs ensure accurate medication management and patient safety during hospitalization.

5. Patient Monitoring Devices: In critical care units and specialized wards, data collection may involve continuous monitoring of vital signs, such as heart rate, blood pressure, respiratory rate, and oxygen saturation. Patient monitoring devices automatically capture and record these parameters, enabling real-time assessment of patient status and early detection of clinical deterioration.

### **Outpatient Data Collection Process:**

1. Electronic Medical Records (EMR): Outpatient data collection typically begins with electronic medical records (EMR) systems, which store information about patients seen in clinics, outpatient departments, and ambulatory care settings. EMRs capture demographic data, medical history, chief complaints, and consultation notes from outpatient visits.

2. Patient Registration and Intake Forms: Upon arrival at outpatient facilities, patients complete registration and intake forms, providing personal information, insurance details, medical history, and reason for the visit. This data is entered into the EMR system and serves as the basis for subsequent clinical encounters.

3. Clinician Documentation: During outpatient consultations, clinicians document patient assessments, diagnoses, treatment plans, and follow-up recommendations in the EMR. These clinical notes provide a comprehensive record of the encounter and guide ongoing patient care.

4. Diagnostic Orders and Results: Outpatient data collection includes ordering and documenting results from diagnostic tests, such as blood tests, imaging studies, and specialized investigations. Clinicians review and interpret these results, incorporating them into the patient's medical record and treatment plan.

5. Prescription Records: Data collection also involves documenting prescriptions issued during outpatient visits, including medication names, dosages, instructions for use, and refill authorizations. Prescription records are electronically transmitted to pharmacies for dispensing and monitoring of medication adherence.

6. Appointment Scheduling and Attendance: Outpatient data collection encompasses appointment scheduling, tracking, and monitoring patient attendance for follow-up visits, procedures, and consultations. Appointment records help in optimizing clinic workflow, reducing no-show rates, and ensuring timely access to care.

Overall, effective data collection processes in both inpatient and outpatient settings are essential for capturing comprehensive information about patient care, facilitating clinical decision-making, and improving healthcare delivery outcomes. Utilizing electronic health records, clinical documentation, diagnostic tests, medication records, and appointment scheduling systems ensures accurate and timely data capture throughout the continuum of care.

## CHAPTER-4 CASE STUDY

### 4.1 Introduction to the case

#### Bridging the Gap in Healthcare: A Human-Centered Approach

In today's fast-paced healthcare landscape, the issue of patient waiting times looms large, casting a shadow over the overarching goal of providing timely and equitable access to essential medical services. Within this intricate tapestry of challenges, the imperative to balance fiscal responsibility with patient-centric care emerges as a formidable task for healthcare systems worldwide.

Political initiatives have been deployed, aimed at mitigating the burdens of long waiting times plaguing public healthcare services. However, the efficacy of these measures remains a subject of scrutiny, with outcomes often diverging from initial expectations. As such, the quest to decipher the underlying dynamics of patient queues becomes paramount.

Recent research endeavors shed light on a critical revelation: the mere infusion of resources may not be the panacea for alleviating prolonged waiting times. Beneath the surface lies a complex web of factors, ranging from demand outstripping capacity to systemic inefficiencies, each contributing to the persistence of extended wait times.

In the Norwegian context, legislative mandates and financial reforms have sought to recalibrate the balance between supply and demand in healthcare delivery. Yet, the fruits of these endeavors have been slow to ripen, leaving long waiting lists largely untouched until recent years. Despite marked increases in healthcare funding, the pervasive belief in resource scarcity continues to dominate the discourse, obscuring deeper-rooted challenges.

Nevertheless, the notion of pouring resources into the abyss of healthcare inefficiencies is increasingly recognized as unsustainable. Amidst a backdrop of workforce shortages and shifting demographics, the imperative to optimize existing resources becomes ever more pressing. Revelations of underutilized physician time further underscore the urgency of reevaluating resource allocation strategies.

Amidst this backdrop of challenges, glimmers of hope emerge from the realm of industry-inspired methodologies. LEAN and Six Sigma, time-tested approaches revered for their efficacy in optimizing processes, offer promising avenues for enhancing efficiency within healthcare settings. However, their integration into clinical cultures remains a subject of contention, with questions lingering over their adaptability and effectiveness.

Against this backdrop, our research endeavor embarks on a quest to bridge the chasm between resource scarcity and patient needs. Drawing upon principles derived from LEAN methodology, our approach is grounded in a human-centered ethos, prioritizing targeted interventions aimed at tangible and timely outcomes. Through a synthesis of existing literature and a commitment to adaptability, our aim is not merely to reduce waiting times but to elevate the patient experience to new heights of excellence.

## 4.2 Data Collection

### Data sources

Regular reports on wait lists and waiting times (WT) are routinely published on an open, publicly accessible platform. This transparency in providing information to stakeholders serves as a valuable tool for evaluating the current status and identifying potential shortcomings or discrepancies in responses to primary political objectives. For instance, there are concerns that government-mandated priorities and targets aimed at minimizing the time to the start of treatment may inadvertently lead to system behaviors that prioritize new patients at the expense of returning patients who require follow-up.

The metrics used to measure waiting times vary among OECD countries. Common measures found in national datasets include inpatient WT (from the addition to the specialist list to treatment), referral-to-treatment WT (from referral by a GP/family doctor to treatment), WT for all patients on the list, and the number of patients on wait lists. Typically, these parameters are assessed using mean or median values, the distribution of WT across percentiles, and the number of patients waiting beyond a specified threshold (e.g., 3–6 months in most systems). In our analysis, we focused on three time-related variables: evaluation time, representing the duration from GP referral of a new patient (NP) received by a hospital to when that patient is added to the specialist list; the average WT for all patients on the list; and time to treatment (TTT), measured from GP referral to treatment. Additionally, we utilized three variables to gauge the number of patients waiting: the number of NP waiting, the number of returning patients (RP) waiting for follow-up, and the total number of patients waiting (TPW), which encompasses both NP and RP. At the onset of our project, we uncovered an unforeseen issue concerning a significant number of RP who had not been receiving timely follow-up according to their individual schedules (referred to as delayed RP), presenting an unexpected challenge to our work in terms of treatment capacity for this group.

To approximate the planning horizon, we employed the percentage of TPW who were scheduled for an appointment. For activity data during the interventions, we tracked the total number of consultations as well as consultations across various diagnostic subgroups and procedures. These data were sufficiently detailed to allow for hourly analysis for the purpose of subsequent booking and planning. We collected weekly data from each clinic regarding waiting and activity parameters, which were then analyzed during weekly follow-ups with the clinics. Resource data were sampled monthly from the regional salary system and quantified in terms of full-time equivalents (FTE) for physicians, nurses, and other personnel in each department. Due to limitations in data availability, we were unable to categorize these data into more specific groups (e.g., secretarial or other patient-related personnel) as they were integrated into larger units.

Given that the issue with delayed RP had not been identified prior to our work, we lacked access to such data in the 26 control clinics where no interventions were implemented. Similarly, we did not have access to resource data in these control clinics. Consequently, our

comparison with the control group is constrained to the development of monthly WT and NW.

	A	B	C	D	E	F	G	H	I
1	Archive_Date	Specialty_	Specialty_	Case_Type	Adult_Chil	Age_Profile	Time_Banc	Total	
2	31-01-2021	0	Small Volu	Day Case	Child	0-15	3-6 Month	2	
3	31-01-2021	0	Small Volu	Day Case	Child	0-15	9-12 Mon	1	
4	31-01-2021	0	Small Volu	Day Case	Child	0-15	18+ Month	1	
5	31-01-2021	0	Small Volu	Day Case	Child	16-64	6-9 Month	1	
6	31-01-2021	0	Small Volu	Inpatient	Child	0-15	0-3 Month	3	
7	31-01-2021	0	Small Volu	Inpatient	Child	0-15	9-12 Mon	1	
8	31-01-2021	0	Small Volu	Inpatient	Child	0-15	12-15 Mor	2	
9	31-01-2021	0	Small Volu	Inpatient	Child	0-15	15-18 Mor	1	
10	31-01-2021	0	Small Volu	Inpatient	Child	0-15	18+ Month	1	
11	31-01-2021	0	Small Volu	Inpatient	Child	16-64	12-15 Mor	1	
12	31-01-2021	601	Paediatric	Day Case	Child	0-15	0-3 Month	144	
13	31-01-2021	601	Paediatric	Day Case	Child	0-15	3-6 Month	66	
14	31-01-2021	601	Paediatric	Day Case	Child	0-15	6-9 Month	8	
15	31-01-2021	601	Paediatric	Day Case	Child	0-15	9-12 Mon	20	
16	31-01-2021	601	Paediatric	Day Case	Child	0-15	12-15 Mor	27	
17	31-01-2021	601	Paediatric	Day Case	Child	0-15	15-18 Mor	10	
18	31-01-2021	601	Paediatric	Day Case	Child	0-15	18+ Month	16	
19	31-01-2021	601	Paediatric	Day Case	Child	16-64	0-3 Month	3	
20	31-01-2021	601	Paediatric	Day Case	Child	16-64	3-6 Month	1	

< > IN\_WL 2021 +

	A	B	C	D	E	F	G	H	I
15870	31-03-2021	7800	Urology	Inpatient	Adult	65+	9-12 Months	4	
15871	31-03-2021	7800	Urology	Inpatient	Adult	65+	12-15 Months	11	
15872	31-03-2021	7800	Urology	Inpatient	Adult	65+	15-18 Months	9	
15873	31-03-2021	7800	Urology	Inpatient	Adult	65+	18+ Months	25	
15874	31-03-2021	8003	Pain Relief	Day Case	Adult	16-64	0-3 Months	46	
15875	31-03-2021	8003	Pain Relief	Day Case	Adult	16-64	3-6 Months	83	
15876	31-03-2021	8003	Pain Relief	Day Case	Adult	16-64	6-9 Months	24	
15877	31-03-2021	8003	Pain Relief	Day Case	Adult	16-64	9-12 Months	21	
15878	31-03-2021	8003	Pain Relief	Day Case	Adult	16-64	12-15 Months	32	
15879	31-03-2021	8003	Pain Relief	Day Case	Adult	16-64	15-18 Months	42	
15880	31-03-2021	8003	Pain Relief	Day Case	Adult	16-64	18+ Months	89	
15881	31-03-2021	8003	Pain Relief	Day Case	Adult	65+	0-3 Months	27	
15882	31-03-2021	8003	Pain Relief	Day Case	Adult	65+	3-6 Months	45	
15883	31-03-2021	8003	Pain Relief	Day Case	Adult	65+	6-9 Months	18	
15884	31-03-2021	8003	Pain Relief	Day Case	Adult	65+	9-12 Months	10	
15885	31-03-2021	8003	Pain Relief	Day Case	Adult	65+	12-15 Months	34	
15886	31-03-2021	8003	Pain Relief	Day Case	Adult	65+	15-18 Months	33	
15887	31-03-2021	8003	Pain Relief	Day Case	Adult	65+	18+ Months	37	
15888	31-03-2021	8003	Pain Relief	Inpatient	Adult	16-64	15-18 Months	1	

	A	B	C	D	E	F	G	H	I
1	Archive_Date	Specialty	Specialty_Name	Case_Type	Adult_Child	Age_Profile	Time_Bands	Total	
2	31-01-2021	0	Small Volume Spec	Day Case	Child	0-15	3-6 Months	2	
3	31-01-2021	0	Small Volume Spec	Day Case	Child	0-15	9-12 Months	1	
4	31-01-2021	0	Small Volume Spec	Day Case	Child	0-15	18+ Months	1	
5	31-01-2021	0	Small Volume Spec	Day Case	Child	16-64	6-9 Months	1	
6	31-01-2021	0	Small Volume Spec	Inpatient	Child	0-15	0-3 Months	3	
7	31-01-2021	0	Small Volume Spec	Inpatient	Child	0-15	9-12 Months	1	
8	31-01-2021	0	Small Volume Spec	Inpatient	Child	0-15	12-15 Months	2	
9	31-01-2021	0	Small Volume Spec	Inpatient	Child	0-15	15-18 Months	1	
10	31-01-2021	0	Small Volume Spec	Inpatient	Child	0-15	18+ Months	1	
11	31-01-2021	0	Small Volume Spec	Inpatient	Child	16-64	12-15 Months	1	
12	31-01-2021	601	Paediatric ENT	Day Case	Child	0-15	0-3 Months	144	
13	31-01-2021	601	Paediatric ENT	Day Case	Child	0-15	3-6 Months	66	
14	31-01-2021	601	Paediatric ENT	Day Case	Child	0-15	6-9 Months	8	
15	31-01-2021	601	Paediatric ENT	Day Case	Child	0-15	9-12 Months	20	
16	31-01-2021	601	Paediatric ENT	Day Case	Child	0-15	12-15 Months	27	
17	31-01-2021	601	Paediatric ENT	Day Case	Child	0-15	15-18 Months	10	
18	31-01-2021	601	Paediatric ENT	Day Case	Child	0-15	18+ Months	16	
19	31-01-2021	601	Paediatric ENT	Day Case	Child	16-64	0-3 Months	3	
20	31-01-2021	601	Paediatric ENT	Day Case	Child	16-64	3-6 Months	1	

	A	B	C	D	E	F	G	H
1	Archive_Date	Specialty_HIPE	Speciality	Adult_Child	Age_Profile	Time_Bands	Total	
2	31-01-2021	601	Paediatric ENT	Child	0-15	6-9 Months	292	
3	31-01-2021	1302	Paediatric Neurology	Child	0-15	15-18 Months	22	
4	31-01-2021	1302	Paediatric Neurology	Child	16-64	18 Months +	16	
5	31-01-2021	1503	Gynaecology	Child	0-15	0-3 Months	62	
6	31-01-2021	1503	Gynaecology	Child	0-15	6-9 Months	37	
7	31-01-2021	1503	Gynaecology	Child	0-15	9-12 Months	31	
8	31-01-2021	1503	Gynaecology	Child	16-64	3-6 Months	6	
9	31-01-2021	1503	Gynaecology	Child	16-64	12-15 Months	1	
10	31-01-2021	1700	Ophthalmology	Child	0-15	15-18 Months	223	
11	31-01-2021	1700	Ophthalmology	Child	16-64	18 Months +	125	
12	31-01-2021	1802	Paed Orthopaedic	Child	0-15	15-18 Months	377	
13	31-01-2021	1802	Paed Orthopaedic	Child	0-15	18 Months +	1103	
14	31-01-2021	1802	Paed Orthopaedic	Child	16-64	0-3 Months	17	
15	31-01-2021	1802	Paed Orthopaedic	Child	16-64	9-12 Months	18	
16	31-01-2021	1900	Paediatrics	Child	0-15	15-18 Months	107	
17	31-01-2021	1900	Paediatrics	Child	16-64	0-3 Months	15	
18	31-01-2021	1900	Paediatrics	Child	16-64	15-18 Months	4	

< >

Op\_WL 2021

+

### 4.3 Data Collection

Implementing new procedures within healthcare settings requires careful planning, coordination, and execution to ensure successful outcomes. In our project, the implementation process was guided by a structured approach, beginning with an in-depth analysis of existing processes and identifying areas for improvement. Here, we delve into the various aspects of implementation, including planning, communication, measurement, and analysis.

#### 1. Planning

The implementation of new procedures commenced with meticulous planning, laying the groundwork for subsequent actions. An agreed-upon timeline was established, outlining key milestones and deadlines for each phase of the project. This timeline served as a roadmap, ensuring that all activities proceeded in a systematic and organized manner.

Rooted in the findings of value stream analyses, the implementation plan focused on addressing the underlying issues contributing to long waiting times and inefficiencies in patient flow. By identifying the root causes of these challenges, we were able to tailor our interventions to target specific areas for improvement.

To facilitate effective planning, we adopted a strategy of setting small, achievable targets that were deemed most likely to succeed. This incremental approach allowed us to demonstrate tangible progress early on, building momentum and fostering confidence among team members.

#### 2. Communication

Effective communication was central to the success of the implementation process. Recognizing the importance of keeping all stakeholders informed and engaged, leaders made concerted efforts to ensure that information flowed seamlessly throughout the organization.

Regular communication channels were established to provide updates on project progress, share insights, and address any concerns or challenges that arose along the way. This open and transparent communication helped to build trust and alignment among team members, encouraging collaboration and cooperation.

In particular, efforts were made to engage frontline personnel, ensuring that they were aware of the changes taking place and understood their roles and responsibilities in the implementation process. By fostering a sense of ownership and empowerment among staff, we were able to mobilize collective effort towards achieving our goals.

### 3. Measurement

A key principle guiding our implementation approach was the importance of measurement in driving improvement. We recognized that without accurate measurement, it would be difficult to assess the effectiveness of our interventions and make informed decisions about future actions.

As such, we established robust measurement systems to track progress and monitor key performance indicators related to waiting times, patient flow, and resource utilization. These measurement systems allowed us to quantify the impact of our interventions and identify areas where further optimization was needed.

In selecting measures for assessment, we prioritized those that were relevant to the clinical activities under study and aligned with our overarching objectives. While Time to Treatment (TTT) was a logical measure from a clinical perspective, we recognized its limitations in capturing the full spectrum of patient flow dynamics. Instead, we focused on Wait Time (WT) and Total Patients Waiting (TPW) as primary indicators of performance, anticipating that improvements in these areas would signal progress towards our target of reducing waiting times to 65 days.

### 4. Analysis

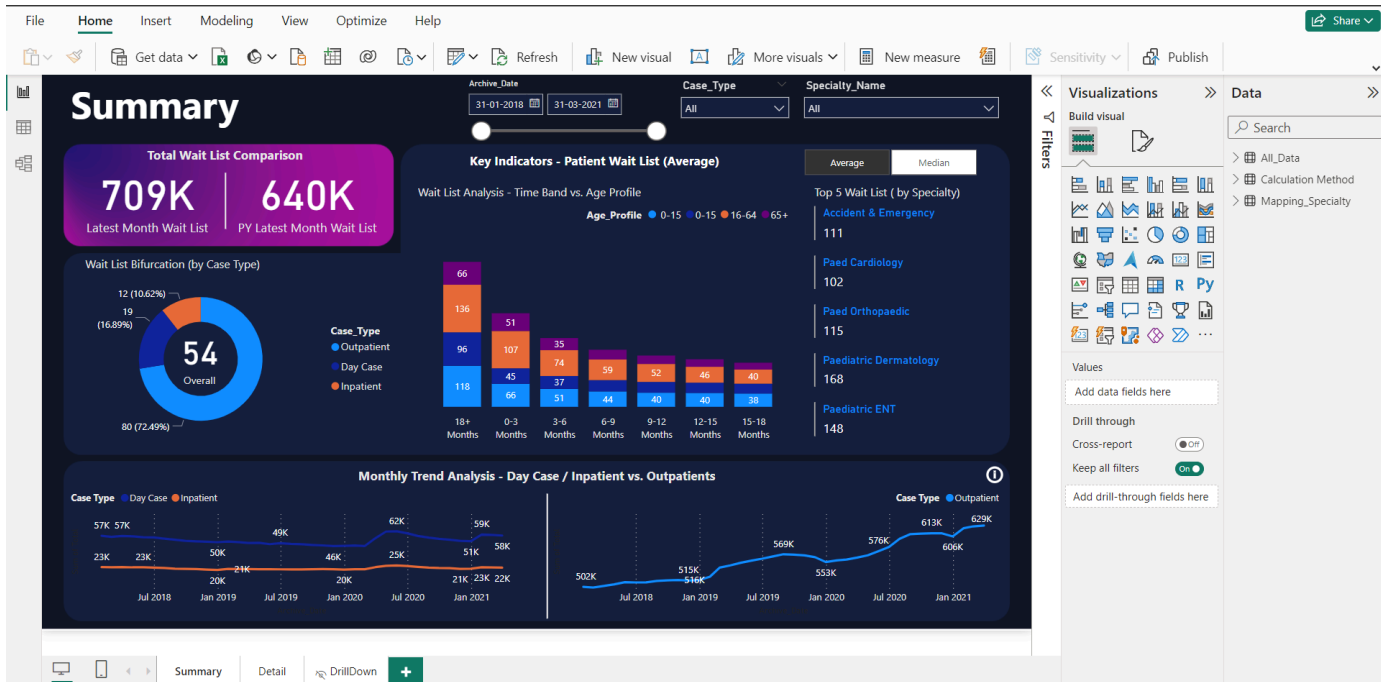
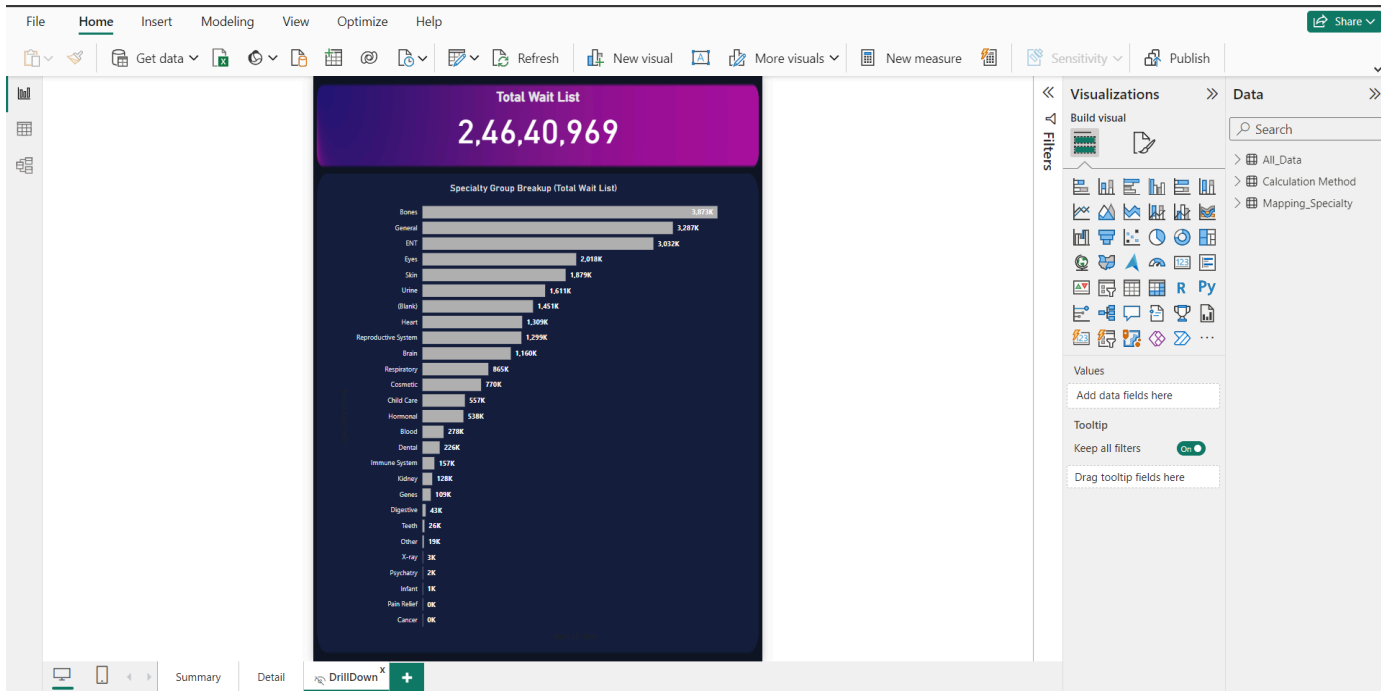
Regular analysis of data was conducted to evaluate the impact of our interventions and assess progress towards our goals. These analyses were performed on a weekly basis, allowing for timely feedback and adjustment of strategies as needed.

Using statistical tools such as the Wilcoxon signed-rank test and difference-in-differences method, we compared data from the project clinics at various time points, including baseline, 65 days WT, and 6 months post-intervention. These analyses provided valuable insights into the effectiveness of our interventions and helped to identify areas of success as well as opportunities for improvement.

Additionally, we maintained a continuous focus on discovering new challenges and developing strategies to address them. By remaining vigilant and responsive to emerging issues, we were able to adapt our approach and refine our interventions to better meet the evolving needs of the organization.

Overall, the implementation process was characterized by careful planning, effective communication, rigorous measurement, and ongoing analysis. By following this structured approach, we were able to successfully implement new procedures and drive meaningful improvements in patient waiting times and overall healthcare delivery.

## 4.4 Results



File Home Insert Modeling View Optimize Help Share

Get data Refresh New visual More visuals New measure Sensitivity Publish

## Detailed View

**Filter Criteria**

Archive\_Date

Case\_Type

Specialty\_Name

Age\_Profile

Time\_Bands

**Detailed Grid View**

Archive_Date	Day Case	Inpatient	Outpatient	Total
<b>31 March 2021</b>		<b>57,631</b>	<b>22,342</b>	<b>6,28,756</b>
Orthopaedics	5,505	4,915	74,436	84,856
16-64	3,501	2,478	49,239	55,218
18+ Months	544	429	13,405	14,378
3-6 Months	941	642	8,501	10,084
0-3 Months	888	588	7,977	9,453
6-9 Months	380	324	6,316	7,020
12-15 Months	350	234	5,490	6,074
15-18 Months	259	178	4,324	4,761
9-12 Months	139	83	3,226	3,448
<b>65+</b>	<b>1,886</b>	<b>2,281</b>	<b>22,336</b>	<b>26,503</b>
18+ Months	250	378	6,835	7,463
3-6 Months	519	610	3,543	4,672
0-3 Months	450	519	2,929	3,898
6-9 Months	234	323	2,956	3,513
12-15 Months	240	214	2,494	2,948
15-18 Months	116	156	2,177	2,449
9-12 Months	77	81	1,402	1,560
<b>0-15</b>	<b>118</b>	<b>156</b>	<b>2,861</b>	<b>3,135</b>
0-3 Months	39	48	705	792
3-6 Months	27	44	620	691
18+ Months	9	5	458	472
6-9 Months	18	20	404	442
<b>Total</b>	<b>20,59,882</b>	<b>8,45,348</b>	<b>2,17,35,739</b>	<b>2,46,40,969</b>

**Visualizations**

Build visual

Filters

Values

Add data fields here

Drill through

Cross-report  Off

Keep all filters  On

Add drill-through fields here

Summary Detail  DrillDown

## LIMITATIONS

While the objectives of the research aim to address critical aspects of patient waiting list management in the healthcare industry, it's important to acknowledge certain limitations that may affect the study's scope, validity, and generalizability. Some potential limitations include:

### 1. Incomplete Picture of Patient Experience

The "Incomplete Picture of Patient Experience" limitation points out that our understanding of patients' journeys within the healthcare system might not capture the full scope of their experiences. While data and metrics provide valuable insights, they often miss the qualitative aspects of patient care.

Think of it like this: when we rely solely on numbers and statistics, we might overlook the emotions, feelings, and overall satisfaction of patients. Imagine waiting times and treatment outcomes are like puzzle pieces. They give us some idea of what's going on, but they don't paint the whole picture.

For instance, waiting time metrics can tell us how long patients wait in the waiting room, but they don't reveal how they feel during that time or their interactions with healthcare providers. The warmth of a smile from a nurse or a reassuring word from a doctor can't be quantified, but they matter a lot to patients.

Moreover, our data collection methods may not capture every aspect of the patient journey. We might track appointments and treatments, but we could miss out on the communication between patients and providers or the supportive environment of the healthcare facility.

Another thing to consider is that our data might not represent everyone's experiences. Some patients might not participate in surveys or provide feedback, so we could end up with a skewed perspective, missing the voices of certain demographics or groups.

In essence, while numbers are important, they don't tell us everything. To truly understand patients' experiences, we need to listen to their stories, pay attention to their emotions, and consider the little things that make a big difference in their journey through healthcare.

### 2. Historical Data May Not Reflect Current Realities

- While our analysis of historical trends provides valuable insights into past waiting list dynamics, it's essential to recognize that the healthcare landscape is constantly evolving. New

medical advancements, changes in patient demographics, and shifts in healthcare policies may impact waiting times in ways that historical data alone cannot predict. We acknowledge that our research may not fully account for these dynamic changes and encourage ongoing monitoring and adaptation to ensure that our findings remain relevant and actionable in the ever-changing healthcare environment.

The limitation "Historical Data May Not Reflect Current Realities" essentially means that relying solely on past information might not give us an accurate picture of what's happening right now. Think of it like looking through an old photo album – while it can show you some memories, it doesn't show you what's happening in the present moment.

For example, let's say you're trying to understand how long patients have been waiting for appointments at a clinic. If you only look at data from last year, it might not reflect changes that have happened since then, like new healthcare policies or shifts in patient needs. Maybe there's been a surge in demand for appointments due to a recent health campaign, or perhaps the clinic has implemented a new system to reduce waiting times. These kinds of changes wouldn't show up in older data.

Another issue is that historical data can sometimes be incomplete or outdated. It's like trying to solve a puzzle with missing pieces – you won't get the full picture. Maybe some data wasn't collected properly in the past, or the methods used back then aren't as accurate as what we have now. This can lead to gaps or errors in the information, making it less reliable for understanding what's happening currently.

Furthermore, the world is always changing, and historical data might not account for those changes. Just like how fashion trends or technology evolve over time, healthcare practices and policies can also shift. Something that worked well in the past might not be as effective today, or new challenges might arise that weren't present before.

So, while historical data can provide valuable insights into trends and patterns over time, it's important to recognize its limitations. To get a more accurate understanding of what's happening right now in healthcare, we need to combine historical data with current information, like recent surveys or observations. This way, we can paint a more complete picture of the present realities and make better-informed decisions for the future.

### **3. Specialty-Level and Age Profile Analysis May Oversimplify Patient Diversity**

- As we analyze waiting lists at the specialty and age level, we strive to understand and address the diverse needs of patients across different demographics. However, it's important to acknowledge that patients are unique individuals with complex healthcare needs that

cannot be fully captured by broad categorizations. Our analysis may inadvertently oversimplify the diversity of patient experiences and priorities, leading to potential disparities in care. We recognize the importance of treating each patient as a unique individual and remain committed to ensuring that our research informs personalized, patient-centered care practices.

The limitation regarding specialty-level and age profile analysis is like trying to fit a square peg into a round hole when it comes to understanding the diversity of patients in healthcare. Imagine you have a big puzzle of patient needs, and you're trying to sort the pieces into neat categories based on medical specialties like cardiology or orthopedics, and age groups like seniors or young adults. While this approach seems organized and logical, it overlooks the fact that each patient is a unique piece of the puzzle with their own specific needs and circumstances.

Think about it this way: within a single medical specialty, say cardiology, you have patients with a wide range of heart conditions, from minor issues to life-threatening emergencies. Some may need routine check-ups, while others require urgent surgeries. By lumping them all together under the broad category of cardiology, you're missing out on the individual complexities of their situations.

Similarly, age profile analysis groups patients into broad age brackets, like 20-30 or 60-70, assuming that everyone within those age ranges has similar healthcare needs. But that's not always the case. A 65-year-old marathon runner might have very different health concerns compared to a sedentary 65-year-old with chronic conditions.

The danger of oversimplification is that it can lead to overlooking important details and nuances that could impact patient care. For example, certain demographic groups or individuals with specific healthcare needs might get lost in the shuffle if we're only looking at broad categories. This could perpetuate inequalities in access to care and worsen health disparities.

To address this limitation, we need to approach patient analysis more like a mosaic, where each unique piece contributes to the overall picture. Instead of relying solely on specialty and age categories, we should consider factors like individual medical histories, cultural backgrounds, and social determinants of health. By embracing the complexity of patient diversity, we can ensure that healthcare services are tailored to meet the unique needs of every patient, rather than trying to force them into predefined boxes.

## CONCLUSION

Our research findings suggest that significant reductions in waiting times (WT) and waiting lists can be achieved through simple methods across various medical services, with the clinics participating in our study outperforming a control group. Key factors contributing to this success include effective planning horizons and a focus on capacity management. Interestingly, we did not observe a clear correlation between long waiting times and either demand or available resources.

The engagement of frontline personnel emerged as a critical factor in improving patient availability across different medical specialties. By involving frontline staff in the process, we observed reductions in waste and improved utilization of resources across all participating clinics. While most clinics experienced an increase in physician productivity, we also noted considerable variability in daily activity, surpassing the variations in available resources. This suggests that there may be potential benefits in optimizing performance during periods of lower productivity to align with the average level observed in each clinic.

The active engagement of physicians proved to be pivotal for the success of our interventions. Physicians should play a central role as drivers or champions of improvement processes, leveraging their clinical expertise to implement principles and methods conducive to enhancing patient care delivery. Further research is warranted to identify effective strategies for fostering physician engagement, with a particular emphasis on innovative programs aimed at integrating improvement skills into the education and training of medical students and resident doctors. Such initiatives hold promise for cultivating a culture of continuous improvement not only among physicians but also across other healthcare professions.

## REFERENCES

- <https://link.springer.com/article/10.1186/s12913-018-3635-3>
- <http://m.growingscience.com/beta/msl/3593-an-investigation-of-factors-affecting-patientswaiting-time-in-primary-health-care-centers-an-assessment-study-in-dubai.html>
- <https://www.sciencedirect.com/science/article/pii/S0168851021001408>
- <https://www.ncbi.nlm.nih.gov/pmc/articles/PMC9733055/>
- <https://www.iima.ac.in/publication/trends-outpatient-visits-and-inpatient-admissions-public-hospitals-ahmedabad-india-over>
- [https://www.researchgate.net/publication/303922823\\_Inpatient\\_and\\_Outpatient\\_Health\\_Care\\_Utilization\\_and\\_Expenditures\\_among\\_Older\\_Adults\\_aged\\_50\\_years\\_and\\_above\\_in\\_India](https://www.researchgate.net/publication/303922823_Inpatient_and_Outpatient_Health_Care_Utilization_and_Expenditures_among_Older_Adults_aged_50_years_and_above_in_India)
- <https://fr.statista.com/outlook/hmo/hospitals/inpatient-care/india>
- <https://www.ncbi.nlm.nih.gov/pmc/articles/PMC5770834/>

# 10% Overall Similarity

The combined total of all matches, including overlapping sources, for each database.

## Filtered from the Report

- ▶ Bibliography
- ▶ Quoted Text
- ▶ Cited Text
- ▶ Small Matches (less than 9 words)

## Match Groups

- 85 Not Cited or Quoted 10%**  
 Matches with neither in-text citation nor quotation marks
- 0 Missing Quotations 0%**  
 Matches that are still very similar to source material
- 0 Missing Citation 0%**  
 Matches that have quotation marks, but no in-text citation
- 0 Cited and Quoted 0%**  
 Matches with in-text citation present, but no quotation marks

## Top Sources

- 7% Internet sources
- 4% Publications
- 4% Submitted works (Student Papers)

## Integrity Flags

### 0 Integrity Flags for Review

No suspicious text manipulations found.

Our system's algorithms look deeply at a document for any inconsistencies that would set it apart from a normal submission. If we notice something strange, we flag it for you to review.

A Flag is not necessarily an indicator of a problem. However, we'd recommend you focus your attention there for further review.