

**Project Dissertation Report On**  
**“INVESTMENT PREFERANCE OF YOUNG  
PROFESSIONALS IN INDIA”**

**Submitted by:**

**SAKSHAM BATRA  
23/UMBA/91**

**Under the Guidance of:**

**Dr. Archana Singh  
Associate Professor**



**DELHI SCHOOL OF MANAGEMENT**

**Delhi Technological University**

**Bawana Road, Delhi 110042**

## **CERTIFICATE**

This is to certify that the research project titled "Investment preference of young professionals in India" has been completed under my guidance and supervision by Saksham Batra, student of Master of Business Administration (MBA), Delhi Technological University.

This research project is a record of original and independent work carried out by the student belonging to the MBA batch 2023-25 and has not been submitted elsewhere for the award of any degree, diploma, or certificate.

It fulfills the partial requirement for the award of the MBA degree by the University.

---

---

**Signature of Project Guide**

**Dr. Archana Singh**

**Research Project Mentor**

## **DECLARATION**

I hereby declare that the research project titled " Investment preference of young professionals in India " is my original work and has been submitted in partial fulfillment of the requirements for the degree of Master of Business Administration. under the guidance of Dr. Archana Singh.

This project has not been submitted to any other university or institution for the award of any degree, diploma, or certificate. All sources of information and references have been duly acknowledged.

I am fully responsible for the content and authenticity of the work presented herein.

Saksham Batra  
Place: New Delhi

Date of Submission:

## **ACKNOWLEDGEMENT**

I would like to express my sincere gratitude to my mentor and guide, Dr. Archana Singh, for her valuable guidance, encouragement, and continuous support throughout the development of this research project. Her insights and expertise greatly contributed to the depth and quality of this study.

I also extend my heartfelt thanks to the faculty members of Delhi Technological University and all those who provided valuable inputs during the research phase. Special thanks to my family and friends for their constant encouragement, patience, and understanding.

Finally, I am grateful to the authors, researchers, and practitioners whose works formed the foundation of my literature review and conceptual understanding.

Without the support of all these individuals, the successful completion of this project would not have been possible.

Sincerely,

Saksham Batra

## Executive Summary

This major research project aimed to explore the investment behavior, preferences, and attitudes of individuals towards different investment avenues. The study was conducted as part of the MBA (Finance) program and focused on primary data collection supported by relevant secondary data sources.

### Overview of the Project

The research was carried out by circulating a structured questionnaire through Google Forms. A total of 106 valid responses were collected from a diverse range of individuals, covering various age groups, genders, occupations, and investment experiences. The project primarily aimed to identify investment trends, assess the factors influencing investment decisions, and understand the impact of digital platforms and financial influencers on investment behavior.

### Objectives of the Project

- To understand the investment preferences among different demographic groups.
- To identify key factors that influence investment decisions.
- To assess the usage and trust in digital investment platforms.
- To explore the role of financial influencers and social media in shaping investment behavior.
- To evaluate the risk appetite of individuals across various demographics.

### Methods and Procedures Used for Data Collection

- **Primary Data:** A structured Google Form questionnaire was used for primary data collection. The questionnaire included both multiple-choice questions and ranking scales.
- **Secondary Data:** Secondary data was obtained from trusted sources such as AMFI reports, SEBI surveys, RBI bulletins, and research articles related to investment behavior in India.
- **Sampling Method:** Convenience sampling was adopted, allowing easy access to a wide range of respondents.
- **Data Analysis Tools:** The collected data was analyzed using descriptive statistics, frequency distribution, percentage analysis, and graphical representation using bar charts and pie charts.

## **Summary of Findings**

- The majority of respondents were in the age group of 25–29 years, with a significant number from the 20–24 bracket as well.
- Males constituted a higher percentage of the respondents compared to females.
- Mutual Funds and Stocks emerged as the most preferred investment avenues.
- High returns and safety of capital were the two most significant factors influencing investment decisions.
- Zerodha and Groww were the most commonly used investment platforms.
- A significant portion of investors were moderately risk-tolerant.
- YouTube and Instagram were identified as key platforms influencing investment decisions through financial influencers.
- Wealth creation was the primary investment objective for most participants.

The study provides valuable insights into the evolving investment patterns among young and middle-aged investors, reflecting a shift towards more technology-driven and knowledge-based investment decisions.

Overall, this research underscores the growing importance of digital financial literacy, the trust placed in online platforms, and the significant role social media plays in the financial decision-making process of today's investors.

## CONTENTS

<b>Topic</b>	<b>Page No.</b>
Chapter-1: Introduction	8
Chapter -2: Literature Review	16
Chapter-3: Research Methodology	21
Chapter-4: Analysis	25
Chapter-5: Findings, Recommendations, and Limitations	33
Chapter-6: Conclusion	41
References	
Annexure	

# CHAPTER - 1

## INTRODUCTION

### 1.1 Background

India's young professionals aren't just working for a paycheck anymore—they're playing a whole new money game. Those between 22 and 35 are rewriting the rules of financial independence with rising incomes and savvier money moves.

Gone are the days when a simple fixed deposit would satisfy. While traditional safe havens like FDs, PPF, and gold still have their place, today's earning youth are increasingly diving into mutual funds, stocks, and real estate. Some are even venturing into newer territories like crypto, sovereign gold bonds, and REITs—all in pursuit of better returns and long-term wealth.

What's changed? For starters, investing has gone mobile. With just a smartphone and an internet connection, anyone can become an investor. Government initiatives like Digital India and various tax incentives have given this movement a boost, bringing more young people into the formal financial system.

The real game-changer has been fintech apps. Platforms like Groww, Zerodha, Upstox, and Paytm Money have made investing as easy as ordering food online. With user-friendly interfaces, minimal paperwork, and educational resources at your fingertips, these apps have removed the intimidation factor from investing.

But this new financial freedom comes with its own challenges. Many young investors are making decisions based on Instagram reels and YouTube videos rather than sound financial planning. A recent survey found that about 40% of new investors turn to social media first for investment advice—often bypassing professional guidance altogether.

There's also the temptation of high-risk, high-reward options. Cryptocurrencies, penny stocks, and other speculative investments promise quick gains but can lead to equally quick losses, especially when driven by FOMO rather than research.

As India aims to become a \$5 trillion economy, the financial choices of its youth will play a crucial role. Giving them the right knowledge and tools isn't just about individual success—it's about building a stronger economic foundation for everyone's future.

## 1.2 Problem Statement

Young Indians today are earning more than ever, but when it comes to investing their money wisely, many are still navigating in the dark. Despite a boom in financial apps, government drives, and awareness campaigns, there's a wide gap between having access to investment tools and actually using them to build lasting wealth.

It's true that 22- to 35-year-olds now drop terms like SIPs and PPFs into everyday conversation—something their parents rarely did. But scratch beneath the surface, and the picture gets complicated. Opening a Zerodha or Groww account is easy; knowing what to do after that is where most get stuck. Many young professionals find themselves:

- Chasing quick profits instead of focusing on long-term financial health
- Taking advice from Instagram reels or YouTube shorts without checking the facts
- Following the crowd into trending investments without understanding the risks
- Skipping crucial steps like diversification or risk management
- Investing randomly, with little connection to real-life goals like buying a house or planning for a family

These aren't just personal missteps—they could have serious consequences for the economy as a whole. If millions of young Indians make poor investment choices, it could mean rising personal debt, unstable markets, and a generation that's unprepared for its financial future.

### When Convenience Becomes a Double-Edged Sword-

The explosion of user-friendly investing apps has changed the game. What once required paperwork and face-to-face meetings now happens in seconds on a smartphone. But this convenience comes with a catch: it's just as easy to make impulsive, poorly researched decisions. Many young investors treat the stock market like a quick-win lottery, blurring the line between smart investing and risky gambling.

### The Power-and Peril-of “Finfluencers”-

Social media is flooded with “finfluencers” promising to unlock the secrets of wealth. While some offer solid advice, many are simply chasing views, pushing high-risk ideas or get-rich-quick schemes. It's telling that 37% of Indian millennials admit to making investment choices based solely on social media tips, often without checking if the advice fits their needs. This leaves them wide open to misinformation, market hype, and even manipulation.

## When Knowing Isn't Understanding-

Today's young investors might recognize the names of investment products, but many lack a deeper grasp of how they work. They know mutual funds exist, but ask about asset allocation, compounding, or how inflation eats into returns, and the answers often trail off. This shallow knowledge, combined with natural human biases, leads to risky behavior:

- Jumping into “hot” investments because everyone else is
- Believing they can outsmart the market and pick winners every time
- Selling in a panic when markets drop
- Focusing on recent trends instead of long-term fundamentals

These patterns might feel right in the moment, but they can derail long-term financial security.

## The Missing Map-

Most young professionals are investing without a plan. Instead of building a financial roadmap-with emergency savings, insurance, and diversified investments tied to real goals-they make scattered decisions based on headlines or what friends are doing. Without professional advice (which many skip because of cost or convenience), they're left to navigate a complex world with little more than Google searches and WhatsApp forwards.

Traditional attitudes toward money-like the family preference for gold or real estate-add another layer of complexity, sometimes holding young people back from exploring new options that could suit their needs better.

## Why We Need Deeper Insights-

To truly address these challenges, we need focused research that:

- Reveals how young professionals are actually investing and what drives their decisions
- Pinpoints where their knowledge and understanding fall short
- Measures how digital tools and social media shape their choices
- Explores the psychological traps that lead to poor investment outcomes

This kind of research isn't just for academics-it's vital for designing better financial education, smarter investment products, and regulations that protect young investors while encouraging healthy market growth.

## What's at Stake-

The financial habits young Indians form today will shape the country's economic future. If this generation becomes informed, strategic investors, it could mean stronger capital markets, higher

savings, and more sustainable growth. But if impulsive, poorly informed investing continues unchecked, we risk market instability, widespread disappointment, and a widening wealth gap. This isn't just about individual fortunes. Closing the knowledge and behavior gap among young investors is essential for India's economic future. It's not a choice-it's a necessity.

### **1.3 Objectives of the Study**

In today's rapidly evolving financial landscape, young professionals in India are navigating investment decisions with varying degrees of knowledge and confidence. This study aims to shed light on their journey with the following objectives:

#### **1.3.1 Primary Objective**

To understand how young Indian professionals (aged 22–35) approach investing, what drives their financial decisions, and how comfortable they are with risk.

This central goal explores the human factors behind investment choices – from personal backgrounds and financial education to digital tool adoption and social influences that shape money management habits.

#### **1.3.2 Secondary Objectives**

To bring our main objective into sharper focus, we've broken it down into these practical sub-goals:

##### **1. To Study the Level of Financial Literacy**

- How well do young investors understand different investment options like mutual funds, stocks, fixed deposits, cryptocurrencies, and real estate?
- Are they familiar with key financial concepts such as diversification, risk-return relationships, inflation effects, and personal financial planning?

##### **2. To Identify Preferred Investment Avenues**

- Which financial tools are young professionals actually choosing – mutual funds, direct stocks, digital gold, fixed deposits, property, or cryptocurrencies?
- How do these choices vary based on income, education, career field, and financial goals?

##### **3. To Examine the Role of Digital Platforms**

- How are investment apps and online platforms changing the way young adults handle their money?

- What features – like low-cost trading, accessibility, real-time tracking, and educational resources – are making the biggest difference in their habits?

#### 4. To Assess the Influence of Social Media and Peer Networks

- How much do social platforms, financial influencers, friends' recommendations, and online communities shape investment decisions?
- Are young investors doing their own research, or following popular trends and advice?

#### 5. To Understand Risk Appetite and Investment Horizons

- How comfortable are young professionals with financial uncertainty and potential losses?
- Are they primarily cautious, moderate, or aggressive in their approach?
- Are they focused on quick returns or building wealth over the long term?

#### 6. To Analyze Behavioral Biases in Investment Decisions

- What psychological patterns influence young investors, such as:
  - Overconfidence in their abilities
  - Following the crowd
  - Over-emphasizing recent events
  - Fearing losses more than valuing gains
- How do these natural biases affect their financial outcomes?

#### 7. To Explore Barriers and Challenges to Investing

- What roadblocks prevent consistent investing – limited extra income, fear of losing money, busy schedules, or complicated financial products?
- What emotional and practical hurdles make financial planning difficult?

#### 8. To Recommend Strategies for Better Financial Decision-Making

- Based on our findings, we'll suggest practical improvements:
  - For financial companies to create more relevant products
  - For educators to develop more effective financial literacy programs
  - For policymakers to encourage responsible investing through supportive regulations

### **1.3.3 Broader Scope of the Study**

This research goes beyond just identifying patterns – we want to understand the "why" behind young professionals' financial behaviors, combining behavioral finance theories with real-world survey data.

By weaving together academic insights, current market data, and behavioral psychology, we aim to paint a complete picture of how India's youth are approaching investing. This understanding can lead to better planning, policies, and financial innovation.

In the end, our study seeks to benefit:

- Individual investors (through greater self-awareness and improved habits)
- Financial service providers (through more tailored offerings)
- The broader economy (through wider participation and greater stability)

## 1.4 Scope of the Study

Money matters are deeply human affairs. This research explores how young Indian professionals (ages 22-35) navigate their financial journeys—not just tracking where their rupees go, but understanding the thought processes, emotions, and life circumstances that guide their money decisions. We're interested in unpacking the full story behind every investment choice.

### 1.4.1 Demographic Scope

Our research focuses on a dynamic segment of India's population:

- **Age Range:** Young adults in their twenties and early thirties—a crucial period when financial habits form and early wealth-building begins.
- **Professional Background:** A diverse cross-section of working professionals spanning technology, finance, healthcare, education, manufacturing, and entrepreneurial ventures.
- **Living Environment:** Primarily residents of urban and semi-urban areas, reflecting the realities of life in India's metropolitan centers and emerging Tier-2 cities.
- **Educational Background:** Participants with undergraduate qualifications at minimum, many holding advanced degrees or specialized professional certifications.
- **Economic Situation:** Ranging from early-career professionals with modest discretionary income to more established individuals with greater financial flexibility.

By examining this digitally-fluent, career-focused demographic, we hope to identify emerging financial patterns that may forecast broader economic trends in India.

### 1.4.2 Geographical Scope

While centered within India's borders, our research particularly emphasizes:

- Key urban centers including Mumbai, Delhi, Bangalore, Hyderabad, Chennai, and Pune.

- Burgeoning Tier-2 and Tier-3 cities where improving digital infrastructure and government financial inclusion initiatives are transforming investment landscapes.

Though our data collection concentrated in these regions, we believe our findings reflect broader national patterns among educated, employed young Indians with access to digital financial services.

### 1.4.3 Conceptual Scope

Our investigation embraces multiple dimensions of financial behavior:

- **Investment Vehicles Examined:** A comprehensive range including mutual funds, equities, fixed deposits, real estate, gold, PPF, NPS, cryptocurrencies, and digital gold alternatives.
- **Psychological Factors:**
  - Risk tolerance and comfort with uncertainty
  - Time horizon preferences (immediate returns vs. long-term growth)
  - Trust networks for financial guidance—from family circles to professional advisors, digital platforms, and social media figures
  - Cognitive patterns affecting decisions—confidence levels, social influence, loss sensitivity, and other psychological factors
- **Digital Engagement:**
  - Adoption of investment platforms such as Groww, Zerodha, Paytm Money, Upstox, CoinSwitch, and Kuvera
  - The transition from traditional banking channels to mobile-first financial experiences
- **Financial Literacy Assessment:**
  - Understanding of fundamental concepts including inflation effects, portfolio diversification, compound growth, tax efficiency, and retirement planning

By integrating these perspectives, we aim to illuminate the human story behind the financial statistics.

### 1.4.4 Temporal Scope

Our research captures investment behaviors during a transformative period beginning in 2020—a time marked by pandemic disruptions, changing savings patterns, accelerated digital adoption, market fluctuations, and heightened financial consciousness.

Given the rapid evolution of financial technology and market conditions, our findings are most relevant for the 2023-2025 timeframe, though we acknowledge that significant economic shifts could alter these behavioral patterns.

### 1.4.5 Methodological Scope

Our approach combines complementary research methods:

- **Primary Data Collection:** Direct insights gathered from young investors through structured questionnaires distributed via Google Forms.
- **Secondary Research Analysis:** Comprehensive review of existing knowledge including academic papers, industry reports from regulatory bodies (SEBI, AMFI, RBI), market analyses (from consultancies like BCG, KPMG, PwC), fintech publications, and scholarly work on behavioral finance.

This integrated methodology grounds our analysis in firsthand experiences while contextualizing findings within established frameworks and broader market trends.

### 1.4.6 Sectoral Scope

While our participants represent diverse professional backgrounds, we've given particular attention to sectors characterized by higher financial awareness and discretionary income:

- Information Technology and Software Development
- Financial Services (Banking, Insurance, Investment)
- Education and Educational Technology
- Entrepreneurial Ventures and Startup Ecosystems

Professionals in these fields often demonstrate greater comfort with digital tools and take more proactive approaches to financial management.

### 1.4.7 Limitations to the Scope

While comprehensive in its approach, our study acknowledges certain inherent boundaries:

- Self-reported information may reflect participants' perceptions rather than objective reality
- Urban perspectives predominate, with limited visibility into rural financial behaviors
- Our focus centers primarily on investment and savings practices rather than borrowing patterns
- Findings represent a snapshot in time that may evolve with significant economic, technological, or regulatory developments

Despite these constraints, our research offers valuable insights into the financial mindsets and behaviors shaping the economic futures of young Indian professionals.

## Chapter -2

### Literature Review

This review explores what we already know about young Indians' investment habits, financial knowledge, and how technology shapes their money decisions. By connecting insights from global research and India-specific data, we'll identify the gaps our research aims to fill.

#### 2.1 Investment Behavior of Individuals

Investment choices aren't just about spreadsheets and percentages—they're deeply human decisions shaped by emotions, personal circumstances, and social influences.

##### Behavioral Finance Foundations

Remember when your friend bought that obscure cryptocurrency because "everyone was talking about it"? That's what Barberis and Thaler were investigating in their landmark 2003 research. They showed that real investors rarely act like the rational calculators of traditional economics. Instead, we're driven by overconfidence, fear of missing out, and the comfort of following the crowd.

##### Age Matters

Youth and risk-taking go hand in hand. Bashir's team (2013) found that younger investors naturally gravitate toward higher-risk options. With retirement decades away, a 25-year-old tech worker might throw money at volatile stocks that would give their parents nightmares. But a 2024 study revealed a concerning trend: many young Indians chase high returns without understanding market cycles, leaving them vulnerable when markets inevitably correct.

##### The Indian Context

Despite flashy investment apps dominating smartphone screens, Chaturvedi and Khare (2012) found that traditional options like fixed deposits and gold still have a powerful hold on young Indians. There's a fascinating tension at play—while Instagram might be full of stock market success stories, many young professionals still follow their parents' advice about "safe" investments. Yet the tide is turning—recent data shows 45% now consider stocks their primary investment vehicle.

##### The Discipline Gap

Starting an investment journey is easy; staying the course is hard. Mitra (2020) highlighted how many young investors begin with enthusiasm but abandon ship at the first sign of market turbulence. This "whiplash investing"—buying high in excitement and selling low in panic—

destroys wealth over time. Nearly half of young Indians now recognize they need mentorship to build consistency, suggesting growing self-awareness about this challenge.

## 2.2 Financial Literacy and Awareness

Financial literacy isn't about memorizing jargon—it's about understanding how money concepts affect your daily life and future security.

### Global Wake-Up Call-

When Lusardi and Mitchell published their eye-opening research in 2011, it sent shockwaves through financial education circles worldwide. They connected poor financial literacy directly to retirement crises and debt spirals. This warning resonates powerfully in India, where only about a quarter of adults understand concepts like inflation-adjusted returns. Even among educated professionals, there's often a troubling gap between recognizing financial terms and truly understanding what they mean for your money.

### India's Uneven Landscape-

The S&P Global FinLit Survey (2015) delivered a sobering reality check: India ranks in the bottom half globally for financial literacy. While investment participation among young Indians has soared—with over 80% now in the stock market—many lack foundational knowledge. A 2025 study exposed dramatic regional disparities: in some northern states, a third of people still lack basic banking access, while in tech-savvy metros, investment apps dominate daily financial life.

### The Social Media Trap-

With nearly 40% of millennials making investment decisions based on social media content, financial literacy faces a new battleground. Unqualified "influencers" with massive followings often promote high-risk strategies while downplaying dangers. Financial regulators have raised alarms that this trend threatens to undermine years of careful financial inclusion work, as entertainment increasingly masquerades as education.

### Progress and Pitfalls-

Government financial literacy efforts have made impressive strides—reaching millions through workshops and campaigns by 2025. Yet significant gaps remain, particularly beyond urban centers. A young person from a rural area is three times less likely to understand investment

basics than their city counterpart, creating a troubling knowledge divide that mirrors existing economic disparities.

The Accessibility Paradox-

Digital platforms have made investing dramatically simpler—but easier doesn't always mean better. Investment apps eliminated paperwork barriers but created new psychological ones. Nearly half of young users obsessively check their portfolios hourly, feeding anxiety and impulsive decision-making. Without proper financial education, technological access becomes a double-edged sword.

This review highlights a crucial need: connecting India's rapidly evolving financial infrastructure with the complex behavioral realities of its youth. While existing research maps broad trends, few studies explore how digital natives actually experience investing in their daily lives—a gap our research aims to fill.

### **2.3 Role of Digital Platforms in Investment Decisions**

The financial landscape has undergone a remarkable transformation, with technology reshaping how young Indians connect with investment opportunities.

A joint study by NASSCOM and KPMG (2021) highlights that nearly two-thirds of first-time investors in 2020-2021 entered the market through their smartphones. User-friendly apps like Groww, Zerodha, Upstox, Paytm Money, and ET Money have reimaged the investment experience—bringing paperless verification, instantaneous transactions, real-time portfolio monitoring, and intuitive interfaces to a generation that lives through their mobile screens.

Research by Gupta and Jain (2022) reveals how these platforms have broken down traditional barriers to investing. Take, for example, the ability to begin a systematic investment plan with just ₹500 monthly—a feature that has opened mutual fund investing to millions who previously felt excluded from wealth-building opportunities.

The technology innovation extends further with AI-driven recommendation engines and automated advisory services offered by platforms like Scripbox, Kuvera, and ET Money, which craft personalized investment suggestions based on individual profiles. While this customization enhances user engagement, it also raises important questions about recommendation quality for those still developing their financial understanding.

On a cautionary note, Maheshwari and Verma (2023) point out that accessibility doesn't automatically translate to informed decision-making. Their work suggests that while digital tools have simplified market entry, many platforms fall short in communicating risk realities or

building comprehensive product knowledge, potentially encouraging hasty investment decisions made with just a few taps.

This tension between greater accessibility and potential superficiality stands as a central consideration when examining young investors' interactions with digital finance tools.

#### **2.4 Influence of Social Media and 'Finfluencers'**

Financial advice has broken free from boardrooms and professional consultations, finding new life across social media channels where financial influencers—or "finfluencers"—now shape the money mindsets of millions.

According to the ET Money Millennial Investing Survey (2022), nearly half of millennials acknowledge making financial decisions based on social media content—whether through educational videos, short-form content, or blog posts. The phenomenal reach of YouTube educators like CA Rachana Phadke Ranade, Asset Yogi, and Pranjal Kamra, each commanding millions of followers, demonstrates the extraordinary impact of digital financial education.

However, research by Bhattacharya and Rao (2021) raises important concerns about this trend, noting that most financial content creators operate outside established regulatory frameworks such as SEBI's Investment Adviser Regulations. This regulatory gap creates potential issues around undisclosed interests, varying advice quality, promotion of speculative investments, and possible exploitation of viewers with limited financial experience.

A particularly troubling pattern involves the aggressive marketing of high-risk instruments like penny stocks, complex derivatives, or volatile cryptocurrencies without adequate explanation of the associated risks—potentially setting inexperienced investors up for painful financial lessons.

This evolving landscape underscores the critical need for strengthened financial literacy initiatives and potentially new regulatory approaches to protect vulnerable investors consuming financial content online.

#### **2.5 Risk Appetite and Investment Preferences of Youth**

Today's young investors typically demonstrate greater comfort with financial risk compared to older generations—a tendency supported by factors including longer career runways, fewer immediate financial responsibilities, and stronger wealth-building aspirations.

Research by Kaur and Kaushik (2016) examining Indian millennials found increasing attraction to growth-oriented vehicles like mutual funds, systematic investment plans, and direct equity holdings. A substantial portion of participants showed preference for stock market participation over conventional choices like fixed deposits or precious metals.

In a complementary study, Kumar and Agarwal (2018) observed that while younger investors gravitate toward higher-return opportunities, many struggle with investment patience and consistency. Their research documented patterns of frequent portfolio adjustments, heightened sensitivity to market headlines, and emotionally-driven decisions rather than disciplined asset allocation strategies.

Current trends also indicate growing interest in emerging investment categories including digital currencies, crowdfunding opportunities, and real estate investment trusts (REITs)—though often pursued without comprehensive understanding of the distinctive risks these options present.

This portrait of youth investment behavior reveals an optimistic but sometimes impulsive approach, highlighting why thoughtful financial education and personalized risk assessment remain essential components of healthy financial development.

## **2.6 Research Gap Identified**

Despite the wealth of existing research across behavioral finance, investment psychology, and technological disruption, several important knowledge gaps remain unaddressed:

**Post-Pandemic Financial Evolution:** There's a noticeable shortage of data-driven research examining how COVID-19 experiences have fundamentally reshaped young Indians' relationships with money, altered their saving priorities, and influenced their investment choices.

**Digital Influence Quantification:** While anecdotal evidence suggests profound changes, we lack rigorous academic studies measuring the specific impact of investment apps and social media personalities on real-world financial decision-making.

**Knowledge-Confidence Disconnect:** Many young investors express high confidence in their financial understanding yet make fundamental errors in portfolio construction, diversification strategies, and tax planning. This gap between perceived and actual competence warrants deeper investigation.

**Geographic Variation:** Existing research concentrates heavily on urban experiences, leaving significant knowledge gaps regarding investment patterns and preferences across smaller cities and towns across India.

This study aims to address these underexplored areas by combining fresh primary research with comprehensive secondary analysis, providing a contemporary and multidimensional understanding of investment behaviors among young Indian professionals.

## **Chapter-3**

### **Research Methodology**

Behind every insightful study lies a thoughtful plan. This chapter unpacks our research roadmap—the careful approach we've taken to gather, process, and make sense of data about young investors. We've designed a structured framework to ensure our findings are not just interesting, but reliable and meaningful contributions to what we already know about financial behavior.

#### **3.1 Research Design**

We've embraced a descriptive research design for this study.

Why descriptive? Because we're looking to paint a detailed picture of a specific phenomenon—how young working professionals in India approach investing, and what influences their decisions. This approach helps us capture the nuances of their preferences, motivations, and patterns without manipulation.

As Creswell (2014) points out, descriptive research excels when we want accurate profiles of situations or behaviors. It's perfect for our goal of understanding the financial habits of this dynamic demographic.

Our study blends quantitative and qualitative elements:

- The quantitative dimension comes through structured survey data and statistical analysis
- The qualitative aspect emerges from open-ended questions that capture personal experiences and motivations in participants' own words

#### **3.2 Research Approach**

We've followed a deductive pathway in our investigation—starting with established theories about financial behavior and then testing how they apply in our specific context.

This approach makes sense because we're not creating theories from scratch. Instead, we're examining how existing frameworks in behavioral finance and investment psychology play out among young working Indians in today's post-pandemic landscape.

#### **3.3 Population and Sampling**

##### **3.3.1 Population**

Our spotlight falls on young working professionals across India—specifically those between 22 and 35 years old who earn regular income.

This age bracket captures millennials and early Gen-Z professionals who:

- Navigate digital spaces with confidence
- Readily adopt financial technology and engage with social platforms
- Form a crucial segment of India's evolving economy

### **3.3.2 Sampling Method**

We combined practical approaches to reach our target audience:

- Convenience sampling: We connected with professionals who were accessible and willing to participate, drawing from both metropolitan hubs and growing Tier-2 cities to capture diverse perspectives.
- Snowball sampling: Participants shared our survey with their networks, allowing organic expansion within our target demographic.

While not strictly random, this combined approach served our exploratory goals well, helping us reach a specific yet widely distributed population.

### **3.3.3 Sample Size**

We aimed for 150 respondents in our study.

This target aligns with research best practices—Hair et al. (2010) suggest that behavioral studies can derive statistically meaningful insights from samples of 150-300 participants.

## **3.4 Data Collection Methods**

### **3.4.1 Primary Data Collection**

We gathered fresh insights through an online questionnaire created with Google Forms.

To reach our target audience, we shared the survey through multiple digital channels—email, WhatsApp groups, LinkedIn networks, and Telegram communities where young professionals gather.

Our questionnaire was thoughtfully organized :

- Demographics (age, gender, education, location, occupation, income)
- Investment Preferences (favored instruments, investment frequency)
- Financial Literacy (self-assessment and knowledge verification)

- Digital Platform Influence (fintech usage patterns, platform preferences)
- Social Media Impact (engagement with financial content, influence on decisions)
- Behavioral Aspects (risk comfort, impulse tendencies, long-term planning orientation)

Most questions were structured (using Likert scales, multiple choice, or yes/no formats), with select open-ended questions to capture richer personal narratives.

### 3.4.2 Secondary Data Collection

To complement our firsthand findings, we drew from existing knowledge sources:

- Academic research published in respected journals through Scopus, Elsevier, SSRN, and ResearchGate
- Industry insights from organizations like NASSCOM, KPMG, SEBI, RBI, and AMFI
- Official frameworks such as the National Financial Literacy Strategy
- Financial journalism from respected publications like The Economic Times, Business Standard, and Mint

This background information provided essential context and benchmarks for our analysis.

### 3.5 Research Instrument

Our primary research tool was a carefully crafted questionnaire.

Before full deployment, we tested it with 20 respondents to ensure:

- Questions were clear and straightforward
- Ambiguous language was eliminated
- Completion time was reasonable (7-10 minutes)
- The flow between sections felt natural

Based on this pilot feedback, we made minor refinements to wording and question sequence.

### 3.6 Data Analysis Techniques

After gathering our data, we applied several analytical approaches:

**Descriptive Statistics:** We summarized basic patterns in demographics, preferences, and behaviors using means, medians, percentages, and standard deviations.

**Thematic Analysis:** For open-ended responses, we used techniques to identify recurring themes about motivations, challenges, and perceptions related to investing.

We used Microsoft Excel and other software to clean, organize, and analyze our data.

### **3.8 Ethical Considerations**

Ethics were at the heart of this research, ensuring every participant was respected and protected throughout the process:

- **Voluntary Participation:** Participation was completely optional. We explained the study's goals upfront, and everyone knew they could opt out at any time, no pressure or consequences.
- **Anonymity and Confidentiality:** To safeguard privacy, we didn't collect any personal identifiers like names or contact details. All responses remained anonymous and were securely stored.
- **Informed Consent:** Before starting the survey, participants were presented with a clear consent statement. Only those who agreed proceeded further.
- **Academic Use Only:** The data gathered was used exclusively for academic purposes and never for any commercial or marketing activities.

### **3.9 Limitations of the Methodology**

While we strived to design a solid and fair research process, some limitations are important to acknowledge:

- **Sampling Approach:** Since we relied on convenience and snowball sampling, the results may not fully reflect the experiences of all young Indians. Certain groups might be over- or under-represented.
- **Self-Reporting Issues:** The study depended on participants' own accounts of their financial habits and knowledge. This means some responses could be unintentionally exaggerated or understated.
- **Urban-Centric Responses:** Most participants were from urban and Tier-2 cities, so perspectives from rural areas are less visible in the findings.
- **Survey Speed:** Some people may have completed the survey quickly, which might affect the accuracy or depth of their answers.

Even with these limitations, the methodology offers valuable initial insights into the financial attitudes and behaviors of young professionals in India. It provides a useful starting point for future, more comprehensive research.

## Chapter-4 Analysis

### 4.1 Data Collection

Data collection forms the backbone of any empirical research. In the context of understanding investment behavior among young and mid-aged individuals, it becomes all the more critical to ensure that the data gathered is accurate, relevant, and diverse. The purpose of data collection in this study was to obtain first-hand information about investors' preferences, behaviors, risk appetites, and the role of digital platforms and influencers in shaping investment decisions.

Primary data was collected through a structured questionnaire designed to elicit candid responses from participants. The survey was disseminated using Google Forms, making it easily accessible to a broad audience. The questions were designed after reviewing several industry-standard investment behavior surveys and tailored to capture both quantitative and qualitative aspects of investment preferences.

In total, **106 valid responses** were collected over a two-week period. Respondents belonged to different age groups, professions, and educational backgrounds, ensuring a comprehensive and diverse sample. The survey included demographic questions (age, gender, occupation), behavioral questions (investment frequency, risk appetite), and opinion-based questions (preferred investment platforms, importance of safety, returns, liquidity).

Secondary data sources such as AMFI reports, SEBI investor behavior surveys, and RBI financial literacy bulletins were also consulted to support and contextualize the primary findings.

By combining structured primary data with relevant secondary information, the study aims to present a holistic view of the emerging trends in retail investing among today's tech-savvy population.

#### Method of Data Collection

- **Primary Data:**
  - Data was collected directly from participants through a well-designed questionnaire distributed via Google Forms.
  - The questionnaire comprised multiple-choice questions, Likert scale ratings, and ranking-based questions to gauge different dimensions of investment behavior.

- **Secondary Data:**
  - Supplementary data was gathered from credible industry sources including:
    - Association of Mutual Funds in India (AMFI) Annual Reports
    - Securities and Exchange Board of India (SEBI) Investor Survey
    - Reserve Bank of India (RBI) Financial Stability Reports
    - Research articles, white papers, and journals related to investment behavior.

### **Sample Size**

- **Total number of respondents:** 106 individuals
- **Duration of data collection:** 2 weeks
- **Medium:** Google Forms (online distribution)

### **Sampling Technique**

Convenience sampling was employed for this research. Participants were selected based on their accessibility and willingness to participate. This non-probabilistic sampling technique was appropriate given the study's constraints in terms of time and resources.

While convenience sampling allowed the researcher to quickly collect a sizable dataset, it inherently limits the generalizability of the findings. However, efforts were made to diversify the respondent pool by sharing the survey across multiple channels (social media groups, educational institutions, and professional networks).

## **4.2 Data Analysis and Interpretation**

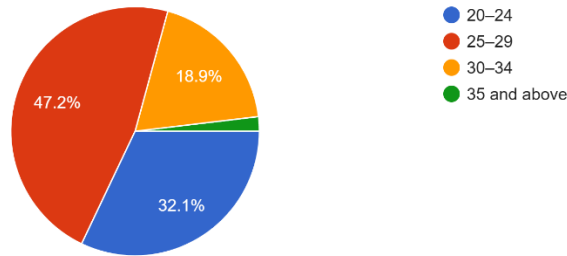
### **Introduction**

Behind every number lies a human story—and in this chapter, we peel back the layers of our survey to reveal these narratives. We've captured insights from 106 individuals who shared their investment journeys, financial preferences, aspirations, digital platform choices, and how online financial voices shape their decisions. Through our carefully crafted Google Form, we've translated these personal experiences into percentages, offering a coherent snapshot of emerging patterns in today's financial landscape.

## 4.2.1 Demographic Analysis

### Age Group Distribution: (Q2 annexure)

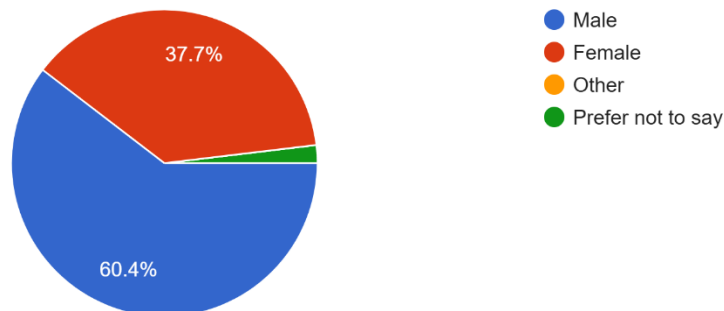
- 25–29 years: 47.17%
- 20–24 years: 32.08%
- 30–34 years: 18.87%
- 35 years and above: 1.89%



**What this tells us:** The financial conversation is increasingly dominated by twenty-somethings, who represent about 80% of our participants. This reveals a heartening shift as millennials and early Gen Z individuals are grabbing the financial reins earlier than their predecessors did, suggesting a generation determined not to repeat historical financial missteps.

### Gender Distribution: (Q3 annexure)

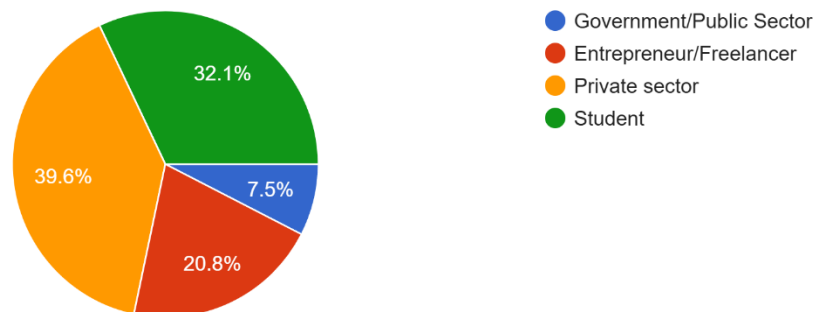
- Male: 60.38%
- Female: 37.74%
- Prefer not to say: 1.89%



**What this tells us:** While financial spaces remain predominantly male, the robust representation of women investors (nearly 38%) offers hope that the gender investment gap is gradually narrowing. This suggests meaningful progress toward financial inclusivity that wasn't evident even a decade ago.

#### **Occupation Distribution: (Q4 Annexure)**

- Private Sector: 39.62%
- Students: 32.08%
- Entrepreneurs/Freelancers: 20.75%
- Government/Public Sector: 7.55%



**What this tells us:** Though corporate professionals lead the pack, the remarkable presence of students—nearly one-third of respondents—reveals an inspiring trend of financial engagement before career establishment. The substantial entrepreneurial contingent also brings a distinctive perspective to our findings.

### **4.2.2 Investment Inclination and Frequency**

#### **Do you like investing? (Q5 annexure)**

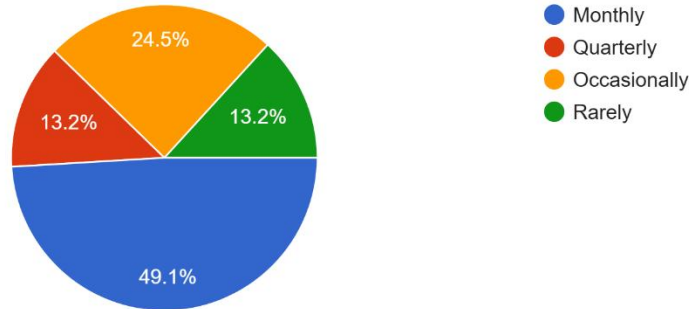
- Yes: 83.02%
- No: 16.98%

**What this tells us:** The overwhelmingly positive response showcases a population that has embraced the growth mindset over mere preservation—a psychological shift that signals deepening financial literacy and a renewed focus on building generational wealth.

#### **Frequency of Investment: (Q6 annexure)**

- Monthly: 49.06%

- Occasionally: 24.53%
- Quarterly: 13.21%
- Rarely: 13.21%

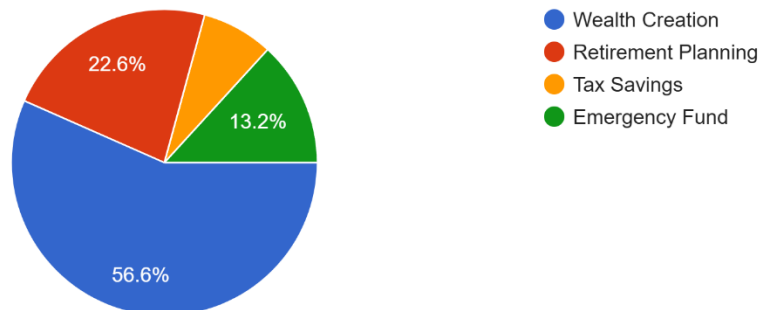


**What this tells us:** Nearly half our participants have woven investing into their monthly routines, suggesting the formation of disciplined financial habits. The varied patterns among others likely reflect the complex dance between income fluctuations, strategic opportunity seeking, and life's ever-changing financial demands.

### 4.2.3 Investment Objectives

#### Primary Purpose of Investment: (Q13 annexure)

- Wealth Creation: 56.6%
- Retirement Planning: 22.64%
- Emergency Fund: 13.21%
- Tax Savings: 7.55%



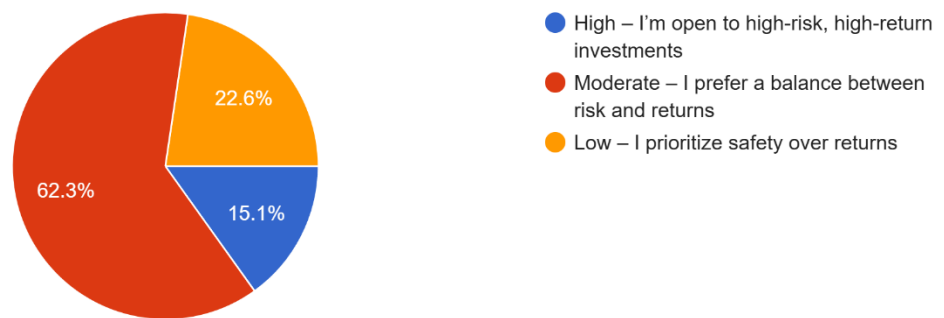
**What this tells us:** Growth ambitions fuel most respondents' investment journeys, with wealth building taking the spotlight. The noteworthy focus on retirement security among these young

participants demonstrates forward-thinking financial planning that stands in stark contrast to the short-term mindset that characterized previous generations.

#### 4.2.4 Risk Appetite

##### Self-Assessment of Risk Tolerance: (Q12 annexure)

- Moderate (balance between risk & return): 62.26%
- Low (safety over returns): 22.64%
- High (open to risk for higher returns): 15.09%



**What this tells us:** Most participants walk the middle path, seeking meaningful growth without stomach-churning volatility. This balanced approach reveals a pragmatic wisdom among young investors who grasp both the necessity of meaningful returns and the sanctity of preserving what they've already built.

#### 4.2.5 Preferred Investment Instruments

##### Top Investment Combinations: (Q7 annexure)

- Mutual Funds/SIP + Stocks: 18.87%
- Mutual Funds/SIP + Stocks + Gold: 7.55%
- Mutual Funds/SIP only: 7.55%
- Stocks only: 7.55%
- FD + Stocks: 5.66%
- PPF: 5.66%

**What this tells us:** Market-linked vehicles dominate the terrain, with mutual funds and direct equity emerging as the backbone of most portfolios. Interestingly, many participants craft personalized asset combinations rather than placing all their hopes in single investment types, reflecting growing sophistication in crafting diversification strategies.

## 4.2.6 Investment Decision Drivers

### Top Factors Influencing Investment Decisions : (Q8 annexure)

- Safety of Capital + High Returns + Risk Tolerance: 15.09%
- High Returns only: 15.09%
- Safety of Capital only: 7.55%
- Liquidity only: 7.55%
- High Returns + Tax Benefits: 7.55%

**What this tells us:** Financial choices rarely stem from isolated concerns. Many participants juggle multiple considerations simultaneously, with the twin desires for safety and meaningful growth emerging as primary motivations. This multifaceted approach hints at an increasingly discerning investor base.

## 4.2.7 Use of Investment Platforms

### Most Commonly Used Platforms: (Q9 annexure)

- Zerodha: 32.08%
- Paytm Money: 13.21%
- Zerodha + Upstox: 9.43%
- Upstox: 7.55%
- Groww: 7.55%

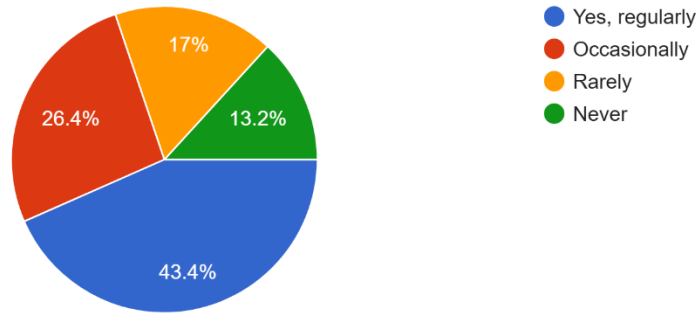
**What this tells us:** Tech-forward, commission-conscious brokerages have captured the young investor's imagination, with Zerodha establishing clear dominance. Fascinatingly, many users maintain relationships with multiple platforms, suggesting either specialized tools for different investment needs or an ongoing exploration of platform experiences.

## 4.2.8 Influence of Financial Influencers

### Do You Follow Finfluencers? (Q10 annexure)

- Yes, regularly: 43.4%
- Occasionally: 26.42%
- Rarely: 16.98%

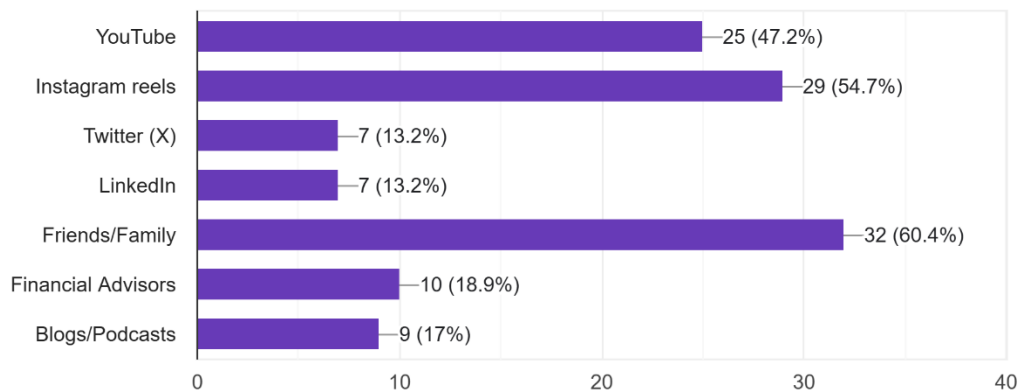
- Never: 13.21%



**What this tells us:** Financial content creators have cultivated a devoted following, with nearly 70% of participants consuming their insights regularly or occasionally. This underscores the evolving landscape of financial education beyond traditional institutions and certified advisors.

**Most Influential Channels : (Q11 annexure)**

- YouTube + Instagram + Friends/Family: 22.64%
- Friends/Family only: 15.09%
- Blogs/Podcasts: 7.55%
- YouTube + Instagram: 5.66%
- Instagram + Twitter: 5.66%



**What this tells us:** Financial wisdom now flows through multiple streams, with visual-first platforms like YouTube and Instagram leading the digital charge. Remarkably, the age-old practice of seeking advice from trusted personal connections remains potent even in this digitally saturated era, often complementing online influences rather than being overshadowed by them.

## **Chapter-5**

### **Findings, Recommendations, and Limitations**

#### **5.1 Key Findings**

##### **Demographic Findings**

- Our survey reveals that nearly 80% of participants fall between ages 20-29, highlighting a generational evolution in investment participation. This mirrors the broader trend identified in SEBI's 2022 Investor Survey, where younger investors now constitute roughly one-third of new Demat registrations—suggesting a cohort more willing to embrace financial markets at an earlier stage in their lives.
- While gender distribution remains unbalanced, progress is evident: women make up almost 38% of our respondent base, closely tracking with AMFI's documented 33% surge in first-time female mutual fund investors during 2023. This pattern points to growing financial independence and decision-making power among Indian women in investment spaces.

##### **Behavioral Findings**

- The remarkable 83% of participants who express genuine enjoyment of investing parallels NSE statistics showing quadrupled retail investor engagement since 2020. This transformation has repositioned investing from a specialist or late-career activity into an everyday financial practice for younger generations across India.
- Half of our respondents maintain a monthly investment discipline, indicating systematic financial planning. This behavioral pattern aligns with post-pandemic trends reported by major platforms like Groww and Zerodha, which have witnessed substantial SIP uptake among younger demographics.

##### **Objective-Oriented Insights**

- Wealth building emerged as the primary motivation (56.6%) followed by retirement security (22.64%). When contrasted with previous generations who typically prioritized capital preservation and tax efficiency, today's younger investors demonstrate more forward-looking financial strategies. SEBI's recent financial literacy initiatives have likely contributed to this shift by emphasizing early participation for maximizing compound growth benefits.

## **Risk Appetite and Instrument Preference**

- A majority (62.26%) self-identify as moderate risk-takers, displaying a balanced approach toward market participation. This psychological positioning corresponds with the rising popularity of hybrid investment vehicles and diversified portfolios that strategically blend equity exposure with income stability.
- The clear preference for Mutual Funds and Stocks, whether standalone or combined, echoes NSE's findings that three-quarters of new retail capital inflows during FY 2023 targeted equity and hybrid investment categories.

## **Platform Usage Trends**

- Zerodha emerged as the clear platform leader at 32.08% usage, with Paytm Money, Upstox, and Groww forming the next tier. This confirms industry analyses from business publications highlighting how user-friendly, cost-effective fintech platforms have successfully captured the attention of self-directed investors.
- Notably, approximately one-fifth of participants maintain relationships with multiple investment platforms—suggesting either specialized use cases for different financial products or continued experimentation with service offerings.

## **Influence of Finfluencers**

- Over 43% regularly follow financial content creators, while nearly 70% engage with them at some frequency. This digital knowledge pathway—predominantly through YouTube, Instagram, and Twitter—aligns with BCG's 2023 industry analysis identifying content creators among the top three information sources for contemporary retail investors.
- Despite digital dominance, 15% still exclusively rely on personal connections for financial guidance, demonstrating the enduring power of trusted relationship-based advice channels even in today's technology-saturated environment.

## **Decision Drivers**

- The three leading factors guiding investment decisions were capital security, potential returns, and individual risk comfort levels. This prioritization demonstrates sophisticated understanding of fundamental investment trade-offs.
- Tax advantages and liquidity considerations ranked lower in importance, suggesting this demographic values long-term growth potential over immediate financial flexibility—a surprisingly mature perspective that bodes well for wealth accumulation.

## Secondary Validation

- The Reserve Bank's 2023 Financial Stability Report documents household allocation to market-based instruments rising from 10.2% to 13.4% over a two-year period. Our primary research findings mirror this pivotal shift toward equity-oriented savings vehicles, particularly among younger market participants.
- AMFI's documentation of monthly SIP commitments exceeding ₹15,000 crore further substantiates that younger investors—who comprise the majority of our survey population—are leading a transformation in disciplined investment practices across India.

## 5.2 Recommendations

Drawing from our research insights, we've crafted practical recommendations designed to foster investment engagement, enhance platform experiences, and strengthen policy frameworks.

### ➤ **Financial Literacy Programs for Students and Young Professionals:**

- Create approachable educational initiatives that break down intimidating financial concepts into digestible pieces.
- Partner with colleges, universities, and forward-thinking companies to deliver interactive sessions on investment fundamentals, risk navigation, and personal money management.
- Develop learning materials that challenge common misconceptions about market volatility while emphasizing the power of consistent, patient investing approaches.

**Expected Outcome:** A generation of early financial participants building meaningful wealth foundations before traditional life milestones.

### ➤ **Enhancement of Digital Investment Platforms**

#### **Platform Improvements:**

- Continuously polish user interfaces to ensure even financial newcomers can navigate with confidence and clarity.
- Roll out personalized advisory experiences tailored to individual risk tolerance and aspirations.
- Leverage artificial intelligence for portfolio analysis and tailored recommendations that evolve with investor needs.

- Weave educational content directly into the investment journey, transforming transactions into learning moments.

**Expected Outcome:** Heightened user satisfaction leading to stronger platform loyalty and expanded market reach.

➤ **Promoting Portfolio Diversification**

**Investor Advisory:**

- Financial guides and platforms should proactively share diversification strategies in accessible, jargon-free language.
- Highlight the value of exchange-traded funds, fixed-income securities, and global investment opportunities as portfolio balancing elements.

**Expected Outcome:** More resilient investment portfolios with smoother performance curves and greater alignment with personal financial goals.

➤ **Development of Risk Assessment Tools**

**Risk Profiling Mechanisms:**

- Implement thoughtful risk assessment questionnaires that go beyond superficial questions during new account creation.
- Create adaptive portfolio recommendations that evolve naturally with major life transitions and changing risk comfort levels.

**Expected Outcome:** Investors making choices that authentically reflect their unique circumstances, timelines, and comfort with market fluctuations.

➤ **Regulation and Oversight of Financial Influencers**

**Ethical Communication:**

- Regulatory authorities should craft clear guidelines governing financial advice shared through social media channels.
- Investment platforms should establish verification systems for featured content creators, ensuring their guidance aligns with established investor protection standards.

**Expected Outcome:** Reduced exposure to questionable financial advice, better-quality investment decisions, and stronger marketplace trust.

➤ **Special Focus on Female Investors**

**Gender-Focused Campaigns:**

- Develop thoughtful initiatives specifically addressing women's investment journeys and unique financial considerations.
- Consider modest incentives for first-time female market participants to overcome initial hesitation.
- Showcase relatable stories of financial independence and wealth-building success among women across diverse backgrounds.

**Expected Outcome:** More balanced gender participation in investment activities, creating broader economic empowerment opportunities.

➤ **Behavioral Finance Integration**

**Understanding Biases:**

- Provide engaging resources helping investors recognize psychological patterns like group-following behavior, excessive confidence, and disproportionate fear of losses.
- Implement gentle reminders aligning investment behaviors with stated long-term objectives rather than reacting to market headlines.

**Expected Outcome:** More thoughtful, purpose-driven investment approaches that withstand emotional market cycles and short-term volatility.

➤ **Building Trust in Rural Markets**

**Expansion Plans:**

- Launch tailored outreach initiatives specifically designed for smaller towns and agricultural communities.
- Streamline identity verification procedures and offer regional language support to reduce accessibility barriers.

**Expected Outcome:** Democratized market participation incorporating previously underserved investor populations from across India's diverse geography.

### 5.3 Limitations of the Study

While our research offers valuable insights, several constraints shaped our findings and warrant thoughtful consideration when interpreting the results.

#### ➤ **Sampling Bias**

**Convenience Sampling:** Our reliance on accessibility-based sampling, driven by practical constraints of time and resources, introduces inherent representational challenges. With participants primarily drawn from the researcher's immediate networks, certain demographics—particularly students, corporate professionals, and city dwellers—received disproportionate representation.

**Lack of Rural Representation:** The voice of rural investors remains largely unheard in our findings, with respondents predominantly coming from urban and suburban environments. This urban-centric lens may obscure the distinct investment behaviors and preferences that characterize India's vast rural financial landscape.

**Impact:** These sampling limitations considerably narrow the study's applicability to India's diverse investor population.

#### ➤ **Self-reported Data Limitations**

**Social Desirability Bias:** The self-reporting nature of our methodology creates space for participants to present idealized versions of their financial personas—potentially inflating their financial literacy, investment consistency, or risk tolerance.

**Recall Bias:** Human memory is inherently selective and subjective, potentially coloring responses about investment frequency and behavior during volatile markets with perception rather than factual accuracy.

**Overstatement or Understatement:** Some participants may have exaggerated their investment performance or minimized their risk sensitivity to project financial competence.

**Impact:** These self-reporting distortions may paint a picture of investment behaviors that doesn't fully align with actual practices.

➤ **Internet Access and Digital Literacy Bias**

**Online Form Limitation:** Our exclusive reliance on Google Forms inherently excluded individuals without internet connectivity or those less comfortable navigating digital surveys.

**Digital Native Skew:** The methodology naturally favored younger, tech-fluent participants, potentially overshadowing the perspectives of investors who prefer traditional engagement models.

**Impact:** The voices of older investors and those with limited digital comfort remain underrepresented in our findings.

➤ **Platform and Instrument Bias**

**Narrow Focus on Popular Platforms:** While we captured data on mainstream platforms like Zerodha and Groww, our survey may have overlooked emerging or specialized platforms serving unique investor segments.

**Limited Investment Options Explored:** Our research focused primarily on conventional instruments while giving less attention to newer avenues such as REITs, peer-lending platforms, cryptocurrency, and sustainable investment options.

**Impact:** These constraints offer a somewhat limited perspective on the full spectrum of platform choices and investment vehicles.

➤ **Non-inclusion of Macroeconomic Factors**

**External Economic Conditions Ignored:** Our research framework didn't adequately account for broader economic influences like inflation trends, interest rate environments, policy shifts, and global market dynamics that significantly impact investor behavior.

**Impact:** This omission limits our ability to contextualize individual investment choices within the broader economic landscape.

➤ **Geographical and Cultural Diversity Gaps**

**Limited Geographic Spread:** Respondent concentration from certain regions prevented truly nationwide representation.

**Cultural Homogeneity:** Regional cultural nuances that profoundly influence financial preferences—such as southern India's traditional affinity for gold or northern India's property investment inclinations—weren't fully captured in our analysis.

**Impact:** The findings may not adequately reflect the rich tapestry of regional investment behaviors across India's diverse cultural landscape.

## **Chapter-6**

### **Conclusion**

#### **6.1 Summary of the Study**

Our research journey began with a central question: how are today's individual investors navigating the rapidly evolving financial landscape, particularly in digital environments? Drawing insights from 106 respondents through our structured online questionnaire and complementing these findings with industry reports and financial analyses, we've captured a moment-in-time portrait of personal investing behaviors in contemporary India.

What emerged was the profile of a predominantly young, digitally-fluent investor community gravitating toward mutual funds and direct equity participation. Their investment decisions reflected a complex interplay between return expectations, capital protection concerns, and liquidity needs—all filtered through individual risk tolerance frameworks. Perhaps most telling was the profound influence of digital financial voices and online investment platforms, signaling a fundamental shift away from traditional investing approaches toward more nimble, technology-empowered methodologies.

While acknowledging certain methodological constraints—including sampling limitations and the absence of deeper qualitative explorations—our research successfully delivers a meaningful snapshot of modern investment behaviors among urban and semi-urban Indian investors.

#### **6.2 Key Insights**

##### **6.2.1 Digital Transformation of Investing**

The unmistakable dominance of digital-first platforms like Zerodha, Groww, and Upstox represents one of our most compelling discoveries. This digital migration flourishes on the strength of intuitive interfaces, minimal fee structures, and unprecedented accessibility—qualities particularly resonant with younger investors. Traditional financial intermediaries find themselves at a crossroads, faced with the imperative to reimagine their value proposition or risk irrelevance in this evolving ecosystem.

##### **6.2.2 Youthful Investor Demographic**

Our findings highlight the growing influence of investors between 20–29 years old in shaping India's investment marketplace. This generation approaches investing with technological fluency, greater risk tolerance, and growth-oriented mindsets. The financial services industry now faces

both opportunity and challenge: how to create products and advisory experiences that authentically connect with the aspirations and behavioral patterns of this ascendant demographic.

### **6.2.3 Role of Financial Influencers**

The remarkable sway of digital financial voices in guiding investment decisions marks a fundamental transformation in how financial knowledge flows through society. Yet this trend brings important questions about information quality and investor protections. Thoughtful regulatory frameworks and ethical content creation standards will be essential for nurturing a trustworthy information environment.

### **6.2.4 Risk Appetite and Portfolio Preferences**

A considerable portion of our respondents demonstrated moderate to elevated risk comfort levels—challenging long-held perceptions of Indian investors as predominantly conservative. The clear preference for equity-based instruments signals a meaningful pivot toward wealth generation strategies rather than merely preserving existing assets.

### **6.2.5 Behavioral Trends During Volatility**

We were heartened to discover many investors reporting steadfast holding patterns during market turbulence rather than reactive exits. This behavioral shift suggests growing investment maturity and commitment to long-term financial growth principles.

## **6.3 Implications for Stakeholders**

### **6.3.1 Financial Institutions and Platforms**

Financial service providers should prioritize:

- Crafting personalized, friction-free investment experiences
- Developing AI-enhanced advisory capabilities that scale personalized guidance
- Reinforcing digital security measures to foster lasting trust relationships

### **6.3.2 Regulators**

Bodies like SEBI face important mandates:

- Developing balanced frameworks to govern digital financial content creation
- Ensuring transparency across the digital financial services ecosystem
- Strengthening safeguards against misinformation and fraudulent schemes

### **6.3.3 Educational Institutions and Policymakers**

Our findings underscore urgent needs for:

- Weaving financial literacy into educational frameworks from early stages
- Fostering practical financial knowledge through interactive workshops and digital learning pathways

### **6.3.4 Investors**

Individual investors would benefit from:

- Embracing continuous financial education as a lifelong practice
- Approaching unverified financial guidance with healthy skepticism
- Constructing diversified portfolios aligned with concrete life goals

## **6.4 Future Scope for Research**

Building on our foundation, future research could meaningfully expand by:

- Embracing broader geographic representation, particularly incorporating rural investor voices
- Implementing randomized sampling approaches to enhance finding generalizability
- Accounting for macroeconomic variables and their influence on investor behavior
- Conducting deeper qualitative explorations to illuminate emotional and psychological investment drivers
- Designing longitudinal studies to track evolving investment behaviors over extended timeframes

Such expanded research horizons would enable a more textured and universally applicable understanding of investment behaviors across India's diverse financial landscape.

## References / Bibliography

1. Association of Mutual Funds in India (AMFI). (2024). *Monthly Industry Updates*. Retrieved from <https://www.amfiindia.com>
2. Securities and Exchange Board of India (SEBI). (2024). *Investor Education and Protection Fund Reports*. Retrieved from <https://www.sebi.gov.in>
3. Reserve Bank of India (RBI). (2024). *Bulletins and Financial Stability Reports*. Retrieved from <https://www.rbi.org.in>
4. National Stock Exchange of India (NSE). (2024). *Investor Awareness Initiatives*. Retrieved from <https://www.nseindia.com>
5. Zerodha. (2024). *Platform Features and Growth Reports*. Retrieved from <https://zerodha.com>
6. Groww. (2024). *Investor Trends and Insights*. Retrieved from <https://groww.in>
7. Upstox. (2024). *Democratizing Investing Reports*. Retrieved from <https://upstox.com>
8. Economic Times. (2024). *Investment Behavior Among Millennials*. Retrieved from <https://economictimes.indiatimes.com>
9. Moneycontrol. (2024). *Financial Planning Insights and Trends*. Retrieved from <https://www.moneycontrol.com>
10. Livemint. (2024). *Impact of Influencers on Retail Investment*. Retrieved from <https://www.livemint.com>
11. World Economic Forum. (2023). *The Future of Retail Investing*. Retrieved from <https://www.weforum.org>
12. PwC India. (2023). *India's Digital Financial Services Outlook*. Retrieved from <https://www.pwc.in>
13. Boston Consulting Group (BCG). (2023). *Wealth Management in India: Embracing Digital Disruption*. Retrieved from <https://www.bcg.com>
14. KPMG India. (2023). *Financial Literacy and Investment Patterns Report*. Retrieved from <https://home.kpmg/in>
15. Google Consumer Insights. (2024). *Investment Trends Post-Pandemic*. Retrieved from <https://thinkwithgoogle.com>
16. Investopedia. (2024). *Basics of Risk Appetite and Portfolio Management*. Retrieved from <https://www.investopedia.com>
17. Morgan Stanley Research. (2024). *Emerging Markets and Retail Investor Trends*. Retrieved from <https://www.morganstanley.com>
18. OECD Reports. (2023). *Global Financial Literacy Studies*. Retrieved from <https://www.oecd.org>
19. Internal Primary Research (2025). *Google Forms Questionnaire Analysis* (Unpublished Primary Data).

## **Annexure**

- **Annexure A: - Survey on Investment Preferences of Young Professionals in India**
- **Copy of Questionnaire- Investment Preferences of Young Professionals in India**

# “Survey on Investment Preferences of Young Professionals in India”

This survey is being conducted as part of an MBA research project to understand the investment behavior of young professionals in India. All responses are anonymous and used only for academic purposes.

\* Indicates required question

---

1. Name \*

---

2. Age \*

*Mark only one oval.*

20–24

25–29

30–34

35 and above

3. Gender \*

*Mark only one oval.*

Male

Female

Other

Prefer not to say

4. Current Occupation \*

*Mark only one oval.*

- Government/Public Sector
- Entrepreneur/Freelancer
- Private sector
- Student
- Other: \_\_\_\_\_

5. Do you like investing? \*

*Mark only one oval.*

- Yes
- No

6. How often do you invest? \*

*Mark only one oval.*

- Monthly
- Quarterly
- Occasionally
- Rarely

7. Preferred investment options (You can select multiple.) \*

*Tick all that apply.*

- Fixed Deposits
- Mutual Funds/SIP
- Stocks
- Gold
- Public Provident Fund (PPF)
- Real Estate
- Crypto Assets
- Other: \_\_\_\_\_

8. Which of the following factors is the most important to you when making investment decisions? \*

*Tick all that apply.*

- Safety of Capital
- High Returns
- Liquidity (Easy access to money)
- Tax Benefits
- Risk Tolerance (Ability to handle ups and downs in investment)

9. Do you use any of the following investment apps/platforms? \*

*Tick all that apply.*

- Groww
- Zerodha
- Upstox
- Paytm Money
- Kuvera
- Other: \_\_\_\_\_

10. Do you follow financial influencers (“finfluencers”) on social media for investment advice?

*Mark only one oval.*

- Yes, regularly
- Occasionally
- Rarely
- Never

11. Which platforms influence your investment decisions the most? \*

*Tick all that apply.*

- YouTube
- Instagram reels
- Twitter (X)
- LinkedIn
- Friends/Family
- Financial Advisors
- Blogs/Podcasts

12. How would you describe your risk appetite? \*

*Mark only one oval.*

- High – I’m open to high-risk, high-return investments
- Moderate – I prefer a balance between risk and returns
- Low – I prioritize safety over returns

13. What is your primary objective for investing? \*

*Mark only one oval.*

- Wealth Creation
- Retirement Planning
- Tax Savings
- Emergency Fund

---

This content is neither created nor endorsed by Google.

# Google Forms





# 3% Overall Similarity

The combined total of all matches, including overlapping sources, for each database.




## Filtered from the Report

- ▶ Bibliography
- ▶ Cited Text
- ▶ Small Matches (less than 8 words)
- ▶ Submitted works
- ▶ Crossref posted content database

## Match Groups

-  **27 Not Cited or Quoted 3%**  
Matches with neither in-text citation nor quotation marks
-  **0 Missing Quotations 0%**  
Matches that are still very similar to source material
-  **0 Missing Citation 0%**  
Matches that have quotation marks, but no in-text citation
-  **0 Cited and Quoted 0%**  
Matches with in-text citation present, but no quotation marks

## Top Sources

- 3%  Internet sources
- 1%  Publications
- 0%  Submitted works (Student Papers)

## Integrity Flags

### 0 Integrity Flags for Review

No suspicious text manipulations found.

Our system's algorithms look deeply at a document for any inconsistencies that would set it apart from a normal submission. If we notice something strange, we flag it for you to review.

A Flag is not necessarily an indicator of a problem. However, we'd recommend you focus your attention there for further review.

### Match Groups

- 27 Not Cited or Quoted 3%**  
Matches with neither in-text citation nor quotation marks
- 0 Missing Quotations 0%**  
Matches that are still very similar to source material
- 0 Missing Citation 0%**  
Matches that have quotation marks, but no in-text citation
- 0 Cited and Quoted 0%**  
Matches with in-text citation present, but no quotation marks

### Top Sources

- 3% Internet sources
- 1% Publications
- 0% Submitted works (Student Papers)

### Top Sources

The sources with the highest number of matches within the submission. Overlapping sources will not be displayed.

<b>1</b>	Internet	dspace.dtu.ac.in:8080	<1%
<b>2</b>	Internet	pdfcoffee.com	<1%
<b>3</b>	Internet	www.coursehero.com	<1%
<b>4</b>	Internet	www.dspace.dtu.ac.in:8080	<1%
<b>5</b>	Internet	dspace.unza.zm	<1%
<b>6</b>	Internet	docs.google.com	<1%
<b>7</b>	Internet	es.slideshare.net	<1%
<b>8</b>	Internet	www.studymode.com	<1%
<b>9</b>	Publication	Devika V. "Innovative Teaching Strategies in Agricultural Science", IOR Press, 2020	<1%
<b>10</b>	Internet	scholar.mzumbe.ac.tz	<1%

11	Internet	docslib.org	<1%
12	Internet	erb.unaoc.org	<1%
13	Internet	etd.aau.edu.et	<1%
14	Internet	www.fincash.com	<1%
15	Internet	www.medrxiv.org	<1%
16	Internet	www.researchgate.net	<1%
17	Internet	www.theseus.fi	<1%