ANURAG_FINAL.pdf

Delhi Technological University

Document Details

Submission ID

trn:oid:::27535:96808698

Submission Date

May 20, 2025, 11:57 AM GMT+5:30

Download Date

May 20, 2025, 12:02 PM GMT+5:30

File Name

ANURAG_FINAL.pdf

File Size

4.9 MB

64 Pages

12,013 Words

70,361 Characters

13% Overall Similarity

The combined total of all matches, including overlapping sources, for each database.

Filtered from the Report

- Bibliography
- Quoted Text
- Cited Text
- Small Matches (less than 10 words)

Match Groups

69 Not Cited or Quoted 13%
Matches with neither in-text citation nor quotation marks

0 Missing Quotations 0%
Matches that are still very similar to source material

0 Missing Citation 0%
Matches that have quotation marks, but no in-text citation

0 Cited and Quoted 0%
Matches with in-text citation present, but no quotation marks

Top Sources

12% Internet sources
2% Publications
8% Submitted works (Student Papers)

Integrity Flags

1 Integrity Flag for Review

Hidden Text
33 suspect characters on 1 page
Text is altered to blend into the white background of the document.

Our system's algorithms look deeply at a document for any inconsistencies that would set it apart from a normal submission. If we notice something strange, we flag it for you to review.

A Flag is not necessarily an indicator of a problem. However, we'd recommend you focus your attention there for further review.

Match Groups

- **69** Not Cited or Quoted 13%
  Matches with neither in-text citation nor quotation marks
- **0** Missing Quotations 0%
  Matches that are still very similar to source material
- **0** Missing Citation 0%
  Matches that have quotation marks, but no in-text citation
- **0** Cited and Quoted 0%
  Matches with in-text citation present, but no quotation marks

Top Sources

12% Internet sources
2% Publications
8% Submitted works (Student Papers)

Top Sources

The sources with the highest number of matches within the submission. Overlapping sources will not be displayed.

1	Internet	www.ijraset.com	5%
2	Internet	www.coursehero.com	2%
3	Internet	edoc.tips	<1%
4	Internet	gitarattan.edu.in	<1%
5	Internet	dspace.dtu.ac.in:8080	<1%
6	Internet	www.mdpi.com	<1%
7	Internet	academic-publishing.org	<1%
8	Internet	ijarsct.co.in	<1%
9	Internet	www.dspace.dtu.ac.in:8080	<1%
10	Internet	www.ej-social.org	<1%

11 Submitted works

King's College on 2025-04-02 <1%

12 Submitted works

Capella University on 2024-05-24 <1%

13 Submitted works

University of Florida on 2017-09-18 <1%

14 Internet

ijlmh.com <1%

15 Internet

www.theeventsstructure.com <1%

16 Submitted works

Birkenhead Sixth Form College, Merseyside on 2025-02-14 <1%

17 Internet

www.arxiv-vanity.com <1%

18 Internet

www.scribd.com <1%

19 Submitted works

Pathfinder Enterprises on 2025-05-05 <1%

20 Submitted works

Somaiya Vidyavihar on 2025-04-09 <1%

21 Submitted works

University at Buffalo on 2023-10-14 <1%

22 Submitted works

ICTS on 2025-01-07 <1%

23 Submitted works

Letterkenny Institute of Technology on 2025-05-01 <1%

24 Submitted works

PES University on 2023-04-23 <1%

25 Submitted works

University of Sunderland on 2019-01-17 <1%

26 Internet

dspace.mit.edu <1%

27 Internet

hospitals.veooz.com <1%

28 Internet

www.studymode.com <1%

29 Submitted works

Buckinghamshire Chilterns University College on 2024-12-30 <1%

30 Submitted works

University of Stirling on 2015-04-22 <1%

31 Internet

www.computersciencejournals.com <1%

32 Internet

www.digitaljournal.com <1%

33 Submitted works

Delhi Metropolitan Education on 2025-04-17 <1%

34 Submitted works

University of Portsmouth on 2025-05-19 <1%

35 Internet

bmcmusculoskeletdisord.biomedcentral.com <1%

36 Internet

journals.plos.org <1%

37 Internet

mumbaicollege.in <1%

38 Internet

orca.cardiff.ac.uk <1%

39 Internet

pubhtml5.com <1%

40 Internet

www.process.st <1%

41 Submitted works

Jaipuria Institute of Management on 2024-04-17 <1%

42 Submitted works

Macquarie University on 2022-06-03 <1%

43 Publication

Mashapa, Tawanda. "The Influence of Social Media on Brand Awareness, Perceive... <1%

44 Submitted works

Robert Kennedy College on 2024-12-16 <1%

45 Submitted works

Symbiosis International University on 2021-10-04 <1%

46 Submitted works

University of Pretoria on 2022-02-28 <1%

47 Internet

hdl.handle.net <1%

48 Submitted works

seamk on 2025-04-02 <1%

49 Internet

www.slideshare.net <1%

Major Research Project

Impact Of Social Media on Consumer Buying Behavior

Submitted by

Anurag Chand

23/BMBA/32

Under the guidance of

Dr. Kusum Lata

Assistant Professor

DELHI SCHOOL OF MANAGEMENT

DELHI TECHNOLOGICAL UNIVERSITY

Bawana Road Delhi 110042

CERTIFICATE

This is to certify that the report of the project submitted is the outcome of the research work entitled "Impact Of social media On Consumer Behavior" carried out by Mr. Anurag Chand, bearing Roll No. 23/BMBA/32, under my guidance and supervision, for the fulfillment of her Major Research Project in Semester IV of the Master of Business Administration (MBA) Programme at Delhi School of Management, Delhi Technological University.

To the best of my knowledge the report

I. Embodies the work of the candidate herself,

II. Has duly been completed,

III. Fulfils the requirement of the ordinance relating to MBA degree of the University and

IV. Is up to the desired standard for the purpose of which is submitted.

Signature of the HOD

Signature of Professor

Date:

Place:

DECLARATION

I, the undersigned, solemnly declare that the MAJOR RESEARCH PROJECT REPORT is based on my own work carried out during the course of my study under the supervision of Dr. Kusum Lata.

I assert the statements made and conclusions drawn are an outcome of my research work. I further certify that

I) The work contained in the report is original and has been done by me under the general supervision of my supervisor.

II) The work has not been submitted to any other Institution for any other degree/diploma/certificate in this university or any other University of India or abroad.

III) We have followed the guidelines provided by the university in writing the report.

IV) Whenever we have used materials (data, theoretical analysis, and text) from other sources, we have given due credit to them in the text of the report and giving their details in the references.

Name- Anurag Chand

Roll no.- 23/BMBA/32

ACKNOWLEDGEMENT

In the process of completing my major research project on "Impact Of social media On Consumer Behavior", I have received cooperation from many quarters.

I express my sincere gratitude and thanks to our **HOD, Delhi School of Management, Delhi Technological University,** Dr. Saurabh Agrawal for giving me an opportunity to enhance my skill in my project. I am extremely grateful to my mentor **Dr Kusum Lata** for her guidance, patience and consummate support. I extend my heartiest thanks to her for enlightening my path.

I also feel grateful and elated in expressing my indebtedness to all those who have directly or indirectly helped me in accomplishing this research.

Name- Anurag Chand

Roll no.- 23/BMBA/32

EXECUTIVE SUMMARY

In the current digital era, social media has emerged as one of the most influential forces in shaping consumer behavior. With the widespread adoption of platforms such as Facebook, Instagram, Twitter, YouTube, and e-commerce sites like Amazon, Flipkart, and Myntra, the traditional consumer decision-making journey has been significantly transformed. This research project aims to explore and analyze how social media platforms impact various aspects of consumer behavior, such as brand perception, purchase decisions, loyalty, and post-purchase engagement.

The advent of social media has redefined the way consumers interact with brands. No longer passive recipients of marketing messages, consumers now actively participate in online conversations, share reviews, seek peer recommendations, and engage with user-generated content before making buying decisions. The influence of influencers, peer networks, and targeted advertising through algorithmic platforms plays a critical role in shaping brand perceptions and buying preferences.

This study is based on both primary and secondary data. A structured questionnaire was distributed among 109 respondents in Delhi NCR, comprising individuals from different age groups, with a majority in the 15–25 age bracket, the demographic most active on social media. The data collected through Google Forms includes insights on their social media usage patterns, preferred platforms, frequency of online purchases, and the promotional tools they find most effective.

The findings indicate that a significant percentage of consumers follow brands on social media, not just for promotional offers, but also for product information and customer service. Advertising emerged as the most influential promotional tool, followed by print media, word-of-mouth, and email campaigns. The data also revealed that social media significantly affects consumers' perceptions about brands, especially when influenced by online reviews, product demonstrations, influencer endorsements, and peer feedback. From a consumer psychology perspective, the emotional and psychological connection developed through interactive content plays a pivotal role in establishing trust and influencing purchase intent. Visual branding, storytelling, and personalized marketing content are now vital tools for marketers aiming to connect with tech-savvy consumers.

However, the study also brings to light certain limitations. The survey sample was restricted to a specific geographic region (Delhi NCR), and the data collection was limited to a specific timeframe (April 2023). Additionally, since responses were collected online, there may be some degree of sample bias. To obtain broader and more conclusive results, future studies should consider larger and more diverse demographic samples across different regions.

48 Despite these limitations, the research provides valuable insights into the evolving consumer landscape. Social media is no longer an optional marketing channel—it is an essential part of the consumer journey. For businesses to remain competitive in this digital-first economy, understanding consumer behavior on social media is critical for crafting effective marketing strategies, driving engagement, and enhancing brand loyalty.

This study concludes that social media has a profound and lasting impact on consumer behavior and will continue to play an increasingly significant role in influencing how people discover, evaluate, and purchase products and services. Businesses must evolve with this shift and leverage social platforms not only as a promotional tool but also as a medium for building long-term customer relationships.

TABLE OF CONTENT

S No.	Particulars	Page Number
1.	Certificate	ii
2.	Declaration	iii
3.	Acknowledgement	iv
4.	Executive Summary	v-vi
5.	Chapter 1: Introduction 1.1 Background 1.2 Problem Statement 1.3 Objective of the Study 1.4 Scope of the Study	1-16 2-12 13-14 15 16
6.	Chapter 2: Literature Review	17-20
7.	Chapter 3: Research Methodology	21-25
8.	Chapter 4: Analysis Discussion and Recommendations 4.1 Data Collection 4.2 Data Analysis 4.3 Finding and Recommendations 4.4 Limitations	26-48 27-34 35-38 39-45 46-48
9	Chapter 5: Conclusion	49-54
10	References	55
11	Plagiarism Report	56

Chapter 1

INTRODUCTION

1.1 BACKGROUND

Over the past two decades, the rise of social media has profoundly reshaped human interaction and information exchange. Social media platforms such as Facebook, Instagram, Twitter, LinkedIn, TikTok, Snapchat, and YouTube have evolved from simple communication tools into influential ecosystems that govern how people socialize, share experiences, and consume content globally. As of 2024, there are over 4.9 billion active social media users worldwide, representing more than 60% of the global population. This vast user base spans all age groups, geographies, and socio-economic backgrounds, making social media one of the most pervasive communication channels in history. This widespread adoption has not only altered interpersonal relationships but has also deeply influenced the way consumers engage with brands and make purchasing decisions.

Unlike traditional mass media, which typically delivered messages through one-way communication channels such as television, radio, and print advertisements, social media offers a highly interactive environment. It allows consumers to not only receive information but also actively participate by creating content, sharing opinions, reviewing products, and engaging directly with brands. This two-way interaction transforms consumer-brand relationships from a unidirectional broadcast to a dynamic, participative dialogue. Social media has thus emerged as a powerful marketing tool, prompting a shift from traditional advertising to more engaging, personalized, and real-time marketing strategies. Marketers can now leverage social media to influence consumers at multiple points of their decision-making journey—from awareness and consideration to purchase and advocacy—making it imperative to understand the nuances of this influence on consumer behaviour.

Definition of Key Terms:

Consumer Behaviour

Consumer behaviour is the study of how individuals, groups, or organizations select, purchase, use, and dispose of products, services, ideas, or experiences to satisfy their needs and desires. It encompasses the psychological processes behind decision-making, the social influences affecting choices, and the economic conditions impacting purchasing power. Understanding consumer behaviour involves analyzing motivation, perception, attitudes, and cultural factors.

Social Media

Social media refers to digital platforms that enable users to create, share, and exchange information, ideas, and multimedia content in virtual communities and networks. Unlike traditional media, social media is characterized by user-generated content, interactive communication, and networked participation. Examples include social networking sites (Facebook, LinkedIn), microblogging platforms (Twitter), photo and video sharing apps (Instagram, TikTok, YouTube), and messaging apps with public or private group functionalities (WhatsApp, Telegram).

Consumer

A consumer is an individual or group that purchases, uses, or consumes goods and services to satisfy their personal needs and wants. Consumers are the end-users in the supply chain and are not involved in the resale or production of goods and services.

Importance of Studying Social Media's Impact on Consumer Behaviour

- **Information Search and Awareness**: Social media has emerged as a key platform for discovering and learning about products. Consumers frequently turn to reviews from other users, recommendations by influencers, unboxing videos, and content shared directly by brands to become familiar with products. The ease and speed at which this information is available online has made social media a crucial part of the initial research phase before making a purchase.
- **Consumer Engagement and Relationship Building:** These platforms also enable continuous interaction between brands and their audiences. Through features like live chats, messaging, polls, comment sections, and stories, brands can create personalized and meaningful connections with consumers. These interactions help foster emotional bonds, which play an important role in building loyalty and long-term customer relationships.
- **Influence on Purchase Decisions:** Social media plays a major role in shaping consumer buying choices. Recommendations from friends, influencers, or other users often carry more weight than traditional advertisements. Because content created by users is viewed as more genuine, it builds trust and significantly affects what people choose to buy.
- **Post-Purchase Behavior:** The influence of social media extends beyond the point of sale. After buying a product, consumers often share their experiences online through reviews, photos, or testimonials. Many also use social media for customer service or to participate in brand communities. These post-purchase actions impact how others perceive the brand and can lead to repeat purchases or brand advocacy.
- **Understanding Evolving Consumer Trends:** Consumer preferences change rapidly on social media due to viral trends, challenges, and influencer-driven content. Studying these changes helps businesses stay relevant and adapt quickly to shifting demands.
- **Enhancing Brand Positioning:** Social media provides insights into how a brand is perceived by its audience. By analyzing consumer feedback, mentions, and sentiments, companies can refine their image and better position themselves in a competitive market.

Understanding the Consumer Purchase Journey

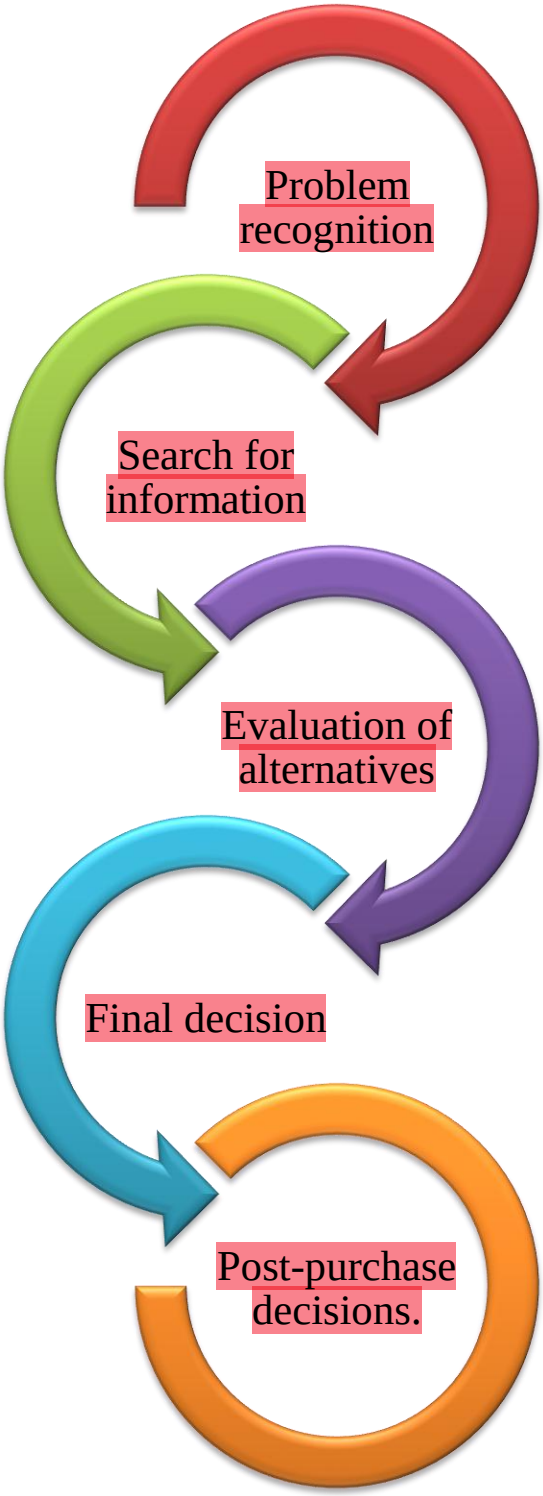

1. **Problem Recognition:** Most choice making procedure steps begin with a few forms of trouble. The patron develops a want or a need that they need to be happy. The customer looks like something is missing and wishes to address it to get back to feeling every day. If you could determine whilst your target demographic develops these wants or needs, it would be an excellent time to put it up for sale to them. as an instance, they ran out of toothpaste and now they want to go to the store and get greater.

2. **Search for Information:** The final purchase desire will no longer be made without a temporary delay, in any occasion, when human beings recognize their problems, and focus on available matters; likewise, when opportunities have a specific enthusiasm for some thing or control, they'll commonly find the corresponding steps before finishing any task - recognizing without problems available options, thinking about the information of the chosen options, and eventually figuring out which of these options can absolutely skip. excellent result. whilst inquiring about their alternatives, clients are also counting on internal and outside elements, which include the previous affiliation of an object or kind, both appropriate and bad.

3. **Evaluation of Alternatives:** The final purchase choice will not be made without a temporary delay, in any event, when people recognize their problems, and focus on available things; likewise, when opportunities have a particular enthusiasm for something or management, they will usually find the corresponding steps before completing any task - recognizing easily accessible options, considering the details of the selected options, and finally deciding which of these options can undoubtedly pass. very good result. When inquiring about their preferences, consumers are also relying on internal and external factors, such as the previous association of an item or type, both good and bad. In search of information, they may also explore alter inactive to the site or advise on online assets, for example, Google search or clients.

4. **Final Decision:** After tallying up all the criteria for the choice the customers now determine what they will buy and in which. they've already taking danger into consideration and are precise on what they need to purchase. they will have had earlier experience with this precise decision or they stick to advertising about these services or products and want to give it an attempt.

5. **Post-purchase Decisions:** After consumption, consumers experience some satisfaction or dissatisfaction and evaluate the wisdom of the choices they make when choosing an option. Two possible outcomes are derived from this phase satisfaction or dissonance. When a consumer experiences a dissonance about a purchase, the choice is "devaluated" and the consumer begins the process of looking for and collecting information and evaluating other options for future purchase decisions.

SOCIAL MEDIA

Social media refers to a broad set of internet-based platforms and applications that enable users to create, share, and interact with content generated by other users. These platforms are built on web-based technologies and principles that prioritize user engagement, collaboration, and connectivity. Unlike traditional one-way communication channels, social media encourages active participation, dialogue, and the real-time exchange of ideas across global audiences. Over the past decade, social media has significantly transformed the way people communicate, consume information, and make decisions. It has evolved from being a casual communication tool to a powerful platform for marketing, customer service, and consumer influence. Popular platforms like Facebook, Instagram, Twitter, YouTube, LinkedIn allow users to not only consume content but also contribute their own thoughts, opinions, reviews, and recommendations. This shift has had a profound impact on consumer behavior. Today, a person might discover a product through a creative Instagram ad, read peer reviews on Twitter, watch an unboxing video on YouTube, and then decide to buy—all within a few minutes. Consumers are more informed and empowered than ever before, and their choices are now shaped by digital interactions, peer influence, and the reputation of brands online. Social media differs from traditional media such as newspapers, magazines, television, and radio in several key ways:

- Interactivity: enables two-way communication between brands and consumers.
- Frequency and Reach: Content can be updated instantly and shared globally in sec.
- User Participation: Every user can create and share content, not just consume it.
- Data Analytics: Platforms offer real-time insights into user behavior and engagement.

Types of Social Media

In this discussion regarding different categories of social media, 4 distinct types of social media outlets are focused on:

Instagram

- Instagram is a highly visual platform, ideal for product promotion through images and videos. Consumers are influenced by aesthetic product displays, stories, and reels. It is heavily used by influencers to recommend products, often leading to impulse purchases. Features like "Shop Now," "Tags," and "Reels Shopping" turn Instagram into a social commerce platform, helping consumers make quick purchase decisions.

Facebook

- Facebook enables community interaction where consumers engage in discussion groups, reviews, and recommendation threads, making it suitable for review-based or research-heavy purchases. Its Marketplace and targeted ads provide personalized suggestions. Comments and reviews by friends or community members greatly affect trust and willingness to purchase.

YouTube

- YouTube provides in-depth product reviews, unboxings, and tutorials which help consumers make informed decisions. Trusted YouTubers significantly impact purchase intent through demo videos. It is widely used by consumers for research before purchasing, making it a critical part of the evaluation stage in the buying process.

Pinterest

- Pinterest is a visual discovery platform where users search for ideas and products, often with strong buying intent. It influences consumer behavior by helping users plan purchases through saved pins, which often link directly to product pages. Unlike other platforms, Pinterest supports intentional and research-driven buying decisions.

Role of Reliability and Credibility in Social Media Advertisements

In today's digital world, social media platforms have become a powerful medium for advertising. Brands use sites like Instagram, Facebook, Twitter, and YouTube to reach millions of consumers instantly. But with the flood of content online, consumers have grown more cautious and selective about which advertisements they trust. This makes reliability and credibility crucial elements in social media advertising, directly affecting consumer perception, engagement, and ultimately, purchasing decisions.

Understanding Reliability and Credibility in Social Media Ads

First, let's break down what we mean by **reliability** and **credibility** in the context of social media advertising.

- **Reliability** refers to the degree to which an advertisement can be depended upon to provide truthful and consistent information. When a consumer sees an ad, they ask themselves: *Is this brand honest? Can I trust what they are saying?* Reliable ads deliver messages that are clear, accurate, and consistent over time. For example, if a skincare brand consistently promotes its cruelty-free products and consumers see proof of this through product testing, certifications, and positive user reviews, the ad's reliability strengthens.
- **Credibility** is closely related but focuses more on the source of the advertisement and how authentic or expert it appears. Credible ads come from trusted individuals or entities—such as verified brand pages, popular influencers with genuine followings, or well-known organizations. When consumers perceive a source as credible, they are more likely to believe the ad's message. For example, an influencer who has built a reputation for honest reviews will lend credibility to the products they endorse.

In social media, these two aspects are intertwined and crucial because consumers are exposed to a mix of paid advertisements, influencer promotions, user-generated content, and peer reviews. Unlike traditional media, where the message is often one-directional and controlled by brands, social media is interactive and transparent—consumers can immediately verify claims or seek opinions from others.

Why Reliability and Credibility Matter More on Social Media

The importance of reliability and credibility on social media stems from the very nature of these platforms:

1. **Information Overload and Consumer Skepticism:** Social media users scroll through vast amounts of content daily. With so many ads, sponsored posts, and influencer endorsements competing for attention, consumers become wary of overly polished or exaggerated claims. This skepticism means unreliable ads are often ignored or even criticized publicly, damaging the brand's reputation.

2. **Easy Access to Reviews and Feedback:** Social media offers instant access to other consumers' opinions. Before making a purchase, users often check comments, reviews, and discussions. If an ad claims a product is effective but many users share negative experiences, the ad's reliability is questioned, reducing its impact.

3. **Two-Way Communication:** Unlike traditional ads, social media allows direct interaction between brands and consumers through comments, messages, and live chats. This transparency means brands must back up their claims with consistent actions and honest communication to maintain credibility.

4. **Influencer Role:** Influencers bridge the gap between brands and consumers, but their credibility is constantly under scrutiny. Followers expect honesty and authenticity. Influencers who promote products just for money risk losing trust, which in turn affects the reliability of the advertisements they share.

5. **Fast-Spreading Negative Feedback:** A single misleading ad or false claim can quickly lead to backlash through negative comments, viral posts, or social media boycotts. Once credibility is lost, it's challenging for a brand to regain consumer trust.

How Reliability and Credibility Influence Consumer Behavior

The ultimate goal of any advertisement is to influence consumer behavior—leading to awareness, positive attitudes, purchase decisions, and loyalty. Here's how reliability and credibility specifically impact this process on social media:

- **Building Trust:** Trust is the foundation of any successful relationship between a consumer and a brand. Reliable and credible ads foster this trust by providing transparent, honest information that meets consumer expectations. When consumers trust a brand, they are more likely to engage with its ads, share content, and consider buying products.
- **Enhancing Brand Perception:** Consumers judge brands not only on product quality but also on ethical behavior, transparency, and social responsibility. Reliable ads that consistently communicate authentic values and showcase social or environmental commitments improve brand image. Credible endorsements or testimonials reinforce this positive perception.
- **Reducing Purchase Risk:** Buying online, especially through social media, carries inherent risks—consumers can't physically inspect the product before purchase. Ads that appear credible and reliable help reduce this perceived risk by assuring consumers of product quality and brand integrity.
- **Encouraging Engagement:** Social media ads that are seen as reliable and credible encourage more likes, comments, shares, and saves. This organic engagement increases the ad's reach and effectiveness, creating a ripple effect of brand exposure.
- **Influencing Purchase Decisions and Loyalty:** When consumers perceive an ad as trustworthy, they are more likely to make a purchase and return for future buys. Over time, this leads to brand loyalty and advocacy, with customers recommending products to their network.

Practical Examples and Research Insights

Many studies and real-world examples highlight the importance of reliability and credibility in social media advertising:

- Ads shared by verified influencers or official brand accounts generally perform better because consumers perceive these sources as trustworthy.

- Consumers prefer user-generated content—such as real customer photos and reviews—over traditional, heavily edited ads because it feels more authentic and reliable.
- Brands with consistent messaging and long-term social media presence build stronger credibility, as consumers associate continuity with honesty.
- Conversely, incidents of **greenwashing**—where brands falsely claim to be environmentally friendly—have led to significant consumer backlash, showing how damaging a lack of reliability can be.

Strategies to Build Reliability and Credibility in Social Media Ads

Brands seeking to maximize the impact of their social media advertising should focus on:

- **Transparency:** Clearly communicate product features, pricing, and policies. Avoid exaggerated claims or misleading information.
- **Authenticity:** Use real stories, testimonials, and behind-the-scenes content to show the human side of the brand.
- **Engagement:** Respond promptly and honestly to consumer questions and concerns to build two-way trust.
- **Consistency:** Maintain a consistent brand voice and message across all posts and ads to reinforce reliability.
- **Leveraging Trusted Influencers:** Partner with influencers who have genuine connections with their followers and share values aligned with the brand.
- **Ethical Practices:** Avoid manipulative or deceptive marketing tactics. Emphasize social responsibility and sustainability genuinely.

1.2 PROBLEM STATEMENT

In the modern digital age, social media has transformed from a simple communication platform into a powerful marketing and consumer engagement tool. Platforms such as Instagram, YouTube, Facebook, and X (formerly Twitter) have become essential for businesses aiming to influence consumer behavior. With billions of active users across different age groups and regions, social media has become a vital part of consumers' daily lives, shaping how they perceive, evaluate, and purchase products. Consequently, companies across industries are investing heavily in social media marketing to connect with target audiences, increase brand awareness, and ultimately drive sales.

However, despite this growing emphasis and investment, there remains significant ambiguity surrounding the actual **impact of social media on consumer buying behavior**. While it is widely accepted that social media influences consumers, the exact mechanisms through which it does so are not entirely clear. Businesses often struggle to understand how likes, comments, shares, influencer promotions, and advertisements convert into tangible consumer actions such as increased interest, product evaluation, purchase intention, and brand loyalty.

One of the primary challenges lies in the **complex digital environment** where consumers are constantly bombarded with a variety of content—ranging from peer reviews and influencer recommendations to interactive ads and brand promotions. This digital overload makes it difficult to isolate the **specific role of social media** in each stage of the consumer's decision-making process. Moreover, the influence of social media is not uniform. Different platforms have different appeal and effectiveness depending on the **target demographic, product category, and nature of content**. For example, visual platforms like Instagram may be more effective for fashion and lifestyle products, while YouTube may be better suited for in-depth product reviews in electronics or gadgets.

Furthermore, **consumer responses** to social media content can vary significantly based on factors such as age, gender, occupation, social background, and digital literacy. What appeals to a teenager may not resonate with a working professional. Similarly, a product trending in urban areas might not have the same impact in semi-urban or rural regions.

This study, titled **"Impact of Social Media on Consumer Buying Behavior,"** aims to address this gap by thoroughly examining the **role of social media across the five key stages** of the consumer decision-making process:

1. **Creating awareness**
2. **Generating interest**
3. **Facilitating evaluation**
4. **Influencing the purchase decision**, and
5. **Affecting post-purchase feedback and brand perception**

By focusing specifically on **Indian consumers**, particularly **college students and young adults**, and examining platforms such as **Instagram and YouTube**, this research seeks to provide meaningful insights into how social media content actually drives consumer action. The findings of this study will be valuable for marketers, advertisers, and businesses looking to develop **more effective, personalized, and consumer-driven social media strategies** that align with the real behaviors and preferences of their target audience.

1.3 OBJECTIVE OF THE STUDY

1. **To identify the role of social media in shaping consumer awareness.**

   This objective focuses on analyzing how social media content—such as advertisements, influencer posts, and brand promotions—introduces consumers to new products or services. It examines how platforms contribute to initial product discovery and how awareness is built through visual storytelling, sponsored posts, and algorithm-driven feeds.

2. **To examine how social media platforms affect consumer preferences and choices.**

   This involves studying the influence of social media engagement—likes, comments, shares, and follows—on the development of consumer preferences. It looks at how users compare options, read peer reviews, and interact with brand content before making a decision.

3. **To assess the influence of social media on consumers' purchase decisions.**

   This objective explores the extent to which social media directly impacts the final decision to purchase. It considers the roles of call-to-action strategies, flash sales, influencer endorsements, and user-generated content in pushing consumers toward completing a transaction.

4. **To evaluate post-purchase behavior and customer feedback through social media.**

   This includes examining how consumers use social media to share their experiences after a purchase. It considers brand engagement through reviews, ratings, complaints, and loyalty promotions, and how companies respond to such interactions to manage reputation and improve service.

5. **To understand demographic differences in social media usage and buying decisions.**

   This objective focuses on analyzing how age, gender, income, education, and regional factors influence social media behavior and corresponding consumer decisions. It aims to identify patterns in preferences and responses across different consumer segments.

1.4 SCOPE OF STUDY

This study is focused on understanding how social media platforms influence consumer buying behavior across different product categories, particularly in **urban and semi-urban regions of India**, with a primary emphasis on active social media users aged **18 to 45**. The research is not restricted to any one industry but draws examples from **fashion, electronics, personal care, food & beverage, and lifestyle products**, where social media marketing has become highly influential.

To ensure a well-rounded and representative understanding, the study gathers data using a structured **online questionnaire**, circulated via platforms like **Google Forms**. The survey targets a diverse mix of respondents from regions such as **Delhi, Noida, Gurgaon, Mumbai, Bangalore, and Tier-2 cities**. These areas were chosen because they offer an ideal mix of digital engagement, consumerism, and demographic diversity.

The scope of this research includes exploring how various elements of social media—such as advertisements, influencer marketing, peer reviews, user-generated content, and platform-specific features—impact different stages of the consumer decision-making journey. Key areas of focus include:

- The **role of social media** in product awareness and discovery
- The **influence of online reviews**, influencer credibility, and brand storytelling
- How **emotional engagement and peer validation** affect preferences
- The impact of **discounts, flash sales, and call-to-action content** on final purchase decisions
- **Post-purchase engagement** through feedback, reviews, and brand interaction
- **Demographic patterns** in response to social media marketing

While the study primarily focuses on Indian consumers who are digitally active, the insights are designed to be **broadly applicable to other emerging markets** with similar socio-digital dynamics. Given the growing penetration of smartphones and internet access in India, the findings of this research are expected to provide valuable direction for **marketers, brand managers, entrepreneurs, and academics** seeking to understand or influence consumer behavior through digital channels.

This research ultimately aims to bridge the gap between consumer psychology and real-time marketing strategies, offering **data-backed insights** into how brands can foster genuine connections, build trust, and enhance consumer experiences in digital landscape.

26

Chapter 2:

LITERATURE REVIEW

2.1 Literature Review

In the last decade, the landscape of consumer behavior has changed dramatically—and one of the most defining forces behind this shift is social media. From Instagram reels to YouTube reviews, social platforms have evolved into powerful tools that shape how consumers think, feel, and ultimately, buy.

1. From Passive Viewers to Active Participants

In the traditional marketing landscape, consumers were passive recipients of brand messages delivered through print, radio, or television. But with the advent of social media, consumers have become **active participants** in shaping brand stories. Early academic work by **Mangold and Faulds (2009)** discussed how social media emerged as a **"hybrid" of promotion and word-of-mouth**, enabling two-way communication. Unlike television ads that speak *at* consumers, platforms like Instagram and Twitter invite dialogue and feedback, creating a participatory marketing environment.

Similarly, **Kaplan and Haenlein (2010)** highlighted the **interactive and collaborative nature** of social media, emphasizing how users influence brand narratives by commenting, sharing, or creating content. This shift empowered consumers, allowing them not only to consume content but also to shape it—leading to a more **engaged and informed buyer**.

2. The Power of Trust and Peer Influence

As digital spaces grew more crowded, consumers started relying more on **peer recommendations and influencers** rather than direct brand advertising. A **recent study by Ye et al. (2021)** explored this through the lens of **parasocial relationships**—the one-sided emotional attachments viewers form with influencers. This connection builds **trust and relatability**, which are critical in driving consumer decisions.

For example, when a popular beauty influencer shares a skincare product and gives an honest review, followers often perceive it as **more credible** than a traditional ad. These emotional connections lead to increased engagement and even **brand loyalty**, as consumers feel like they "know" and "trust" the person making the recommendation.

The study further emphasized **wishful identification**, where consumers aspire to be like the influencers they follow. This aspiration plays a key role in shaping **preferences and brand choices**—especially in categories like fashion, lifestyle, beauty, and fitness.

3. Why Content Still Reigns Supreme

The type and quality of content shared on social media platforms significantly influence consumer behavior. A **2022 study by Oruç and Aydın** focused on Instagram users and concluded that **media richness**—videos, visuals, infographics—combined with high engagement (likes, comments, shares) increases the likelihood of influencing purchase behavior.

In other words, people are not only influenced by *what* is being said, but also *how* it's presented. Visually appealing content tends to grab attention more effectively, while emotionally resonant stories (e.g., before-and-after journeys, user testimonials) tend to **build trust** and spark action.

Additionally, consumers expect **authenticity**. Over-polished content is often seen as less trustworthy, whereas behind-the-scenes videos, real user reviews, and raw content tend to generate more genuine connections and conversions.

4. Social Commerce and Post-COVID Behavior Shifts

The global pandemic accelerated the adoption of **social commerce**—where the entire shopping journey takes place on platforms like Instagram Shops, Facebook Marketplace, or WhatsApp. A **2024 study in the Journal of Retailing and Consumer Services** explored how the **COVID-19 era shifted buying habits**, with more people turning to social media for both shopping and product discovery.

The study found that **trust and positive attitudes** toward social platforms significantly influenced consumers' **intentions to purchase**. For instance, when users find a brand's Instagram page credible and easy to interact with, they're more likely to explore and buy directly through the app. This has made building **consumer trust** through digital presence more important than ever.

Moreover, features like "Shop Now" buttons, live product demos, and real-time customer queries have shortened the buying journey, making social media an all-in-one shopping environment.

5. Consumer Engagement in Brand Communities

Beyond individual influencers, **brand communities**—groups or pages where users interact with each other around shared interests—also play a vital role. A **2022 review in the International Journal of Information Management** analyzed over 130 studies and concluded that **consumer engagement** is influenced by:

- **Cultural background**
- **Gender and age**
- **Content type (text, video, story, etc.)**
- **Technology-enhanced features like AR and AI**

These communities foster a sense of **belonging**, encouraging users to actively participate in conversations, share their experiences, and become part of the brand story. This not only drives engagement but also **influences buying behavior** through peer validation and feedback loops.

For example, tech-savvy consumers in a Facebook community discussing smartphones are more likely to buy a device recommended by peers than a brand ad.

6. Psychological Foundations: Behavior and Motivation

To truly understand why social media is so impactful, psychological theories help provide clarity.

- The **Theory of Planned Behavior** explains that people make decisions based on **attitudes**, **subjective norms**, and **perceived behavioral control**. Social media serves as a tool that reinforces these elements—likes and shares become **social proof**, shaping perceived norms and encouraging action.

- **Maslow's Hierarchy of Needs** also comes into play. Social media addresses needs for **belonging (through interaction)**, **esteem (through status updates and brand associations)**, and even **self-actualization (expressing identity through brands)**.

Consumers today don't just buy products—they buy experiences, lifestyles, and identities aligned with their **aspirations and emotions**.

Chapter 3:

RESEARCH METHODOLOGY

RESEARCH METHODOLOGY

3.1 Research Design

This study uses a **quantitative research design** to collect and analyze numerical data, aiming to understand how social media impacts consumer buying behavior. The focus is on:

- Usage patterns
- Platform preferences
- Influencer trust
- The effect of social media ads on purchasing decisions.

3.2 Research Approach

This study adopts a **deductive research approach**, which involves starting with established theories and frameworks about consumer behavior and social media marketing, and then testing these theories against empirical data collected from respondents.

The deductive approach is particularly suitable here because there is extensive existing literature on how social media influences consumer decisions, including theories related to influencer marketing, digital advertising, and online consumer engagement. Based on these theoretical foundations, specific hypotheses have been formulated to explore the relationships between social media usage patterns and buying behavior.

By collecting quantitative data through a structured survey, the study seeks to **validate or challenge** these hypotheses using measurable evidence. This approach allows the researcher to systematically analyze cause-effect relationships, such as how the frequency of social media usage or trust in influencers correlates with actual purchase decisions.

Moreover, this approach helps ensure that the research remains **objective and focused**, relying on numerical data rather than subjective interpretations. The results obtained can then be compared with previous studies, contributing to a more comprehensive understanding of the current impact of social media on consumer buying patterns, especially in the targeted urban Indian demographic.

3.3 Hypotheses

- **H1:** Higher social media usage frequency positively correlates with increased online purchase behavior.
- **H2:** Trust in social media influencers significantly affects consumers' buying decisions.
- **H3:** Instagram and YouTube are the most preferred platforms influencing purchase behavior among urban consumers.
- **H4:** Consumers exposed to social media advertisements are more likely to make impulsive purchases.

3.4 Population and Sampling

The study targets social media users aged 18–45 years from Delhi-NCR, Gurgaon, and Bangalore.

- **Sampling Method:** Convenience sampling was used to select accessible participants.
- **Sample Size:** 51 valid responses collected.

3.5 Data Collection Method

Primary data was gathered using an online questionnaire created in Google Forms. The survey contained multiple-choice and Likert-scale questions on social media usage, platform preferences, influencer trust, and purchase behavior. It was distributed via social media and messaging apps.

3.6 Research Instruments

The questionnaire included:

- Multiple-choice questions to assess platform use and preferences.
- Likert-scale questions to measure attitudes toward influencers and advertisements.
- Questions regarding purchase frequency and spending influenced by social media.

3.7 Tools for Analysis

Data analysis will involve:

- **Descriptive statistics** to identify general trends such as average social media usage and platform popularity.
- **Cross-tabulation** to compare preferences and behaviors across groups based on age, gender, and location.
- **Chi-square tests** to assess significant associations between categorical variables (e.g., gender and platform preference).
- **ANOVA (Analysis of Variance)** to compare mean influence scores across multiple age groups or other categories.
- **Independent Samples T-Test** to compare mean scores between two groups, such as males vs females.

3.8 Limitations of the Study

- **Geographical Scope:** The study focuses exclusively on urban consumers in **Delhi-NCR, Gurgaon, and Bangalore**. These regions have distinct socio-economic profiles and digital infrastructure, which may differ from other parts of India, especially rural areas or smaller cities. Therefore, the findings may not be fully representative of the broader Indian population.
- **Sampling Method:** The use of **convenience sampling** limits the ability to generalize the results. Participants were selected based on their availability and willingness to respond, rather than through random sampling. This could introduce sampling bias, as the sample may not accurately reflect the diversity of the entire population of social media users.
- **Sample Size:** The sample size of **51 respondents** is relatively small for conducting some of the advanced statistical tests planned, such as Chi-square and ANOVA. This may reduce the statistical power of the study, increasing the risk of Type II errors (failing to detect a true effect). Larger sample sizes would strengthen the reliability of the results.
- **Cross-Sectional Design:** The study captures consumer behavior at a single point in time, which may not reflect changes over time. Consumer attitudes toward social media and buying patterns can evolve rapidly due to new trends, technologies, or external factors like economic shifts, limiting the temporal

relevance of the findings.

- **Limited Variables:** Although the survey covers key aspects of social media usage and buying behavior, there may be other influential factors not captured in this study, such as psychological motivations, offline peer influence, or broader market dynamics.
- **Technological Access:** Since the data collection was conducted online, participants needed internet access and familiarity with digital surveys. This may exclude certain segments of the population who are less digitally literate, thus biasing the sample toward more tech-savvy users.

3.9 Ethical Considerations

Ethical integrity is a fundamental aspect of this research, and several measures were implemented to ensure that the study adhered to recognized ethical standards throughout the research process.

- **Informed Consent:** All participants were clearly informed about the purpose, scope, and nature of the study before participating. The survey included an introductory section outlining the objectives, assuring respondents that their participation was voluntary and that they could choose to withdraw at any time without any negative consequences.
- **Confidentiality and Anonymity:** To protect participants' privacy, no personally identifiable information was collected. Responses were anonymized, ensuring that individual identities could not be linked to their answers. Data was securely stored and only accessible to the research team for analysis purposes.
- **Voluntary Participation:** Participation was entirely voluntary, with no coercion or undue influence. Respondents were free to skip any question they felt uncomfortable answering or to exit the survey at any point.
- **Use of Data:** The data collected is strictly for academic and research purposes. It will not be used for commercial gain or shared with any third parties outside the research context.
- **Respect for Participants:** The research respected cultural, social, and personal sensitivities. The questionnaire was designed to avoid any biased, intrusive, or sensitive questions that might cause discomfort or distress.

CHAPTER 4

ANALYSIS

DISCUSSION AND

RECOMMENDATIONS

4.1 DATA COLLECTION AND INTERPRETATION

The following section presents analysis made on the data collected from the questionnaire. The questioner was sent to individuals who are currently living in Delhi NCR, India. Since the survey was sent to 100 people, the number of participants was 52. This questionnaire contains 11 questions.

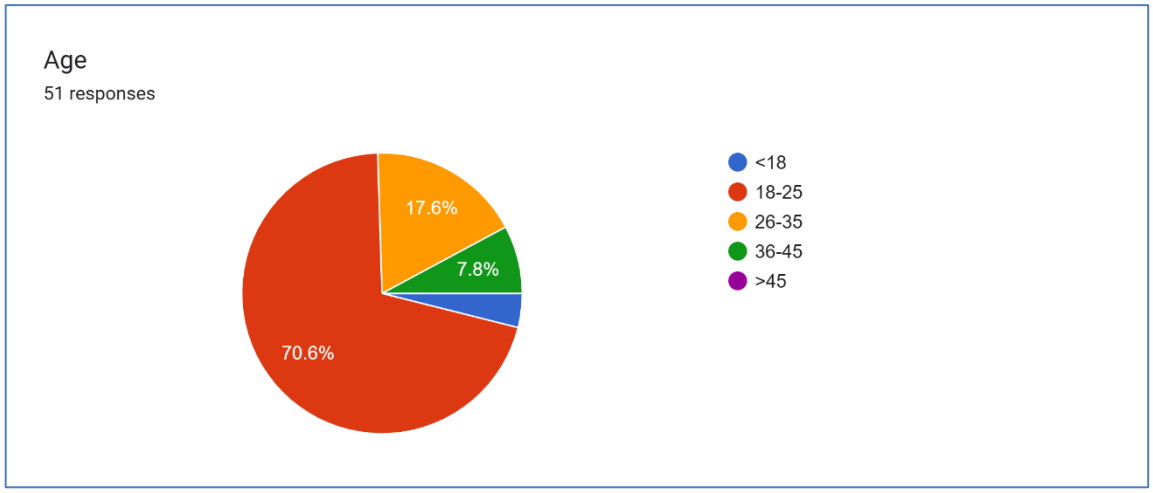

Age Group:

- The majority of respondents (70.6%) fall in the **18–25 age group**, indicating young adults are the primary target audience for social media marketing.
- **17.6%** are aged **26–35**, reflecting a moderate share of early-career professionals.
- Smaller proportions:
  - **Under 18**: 3.9%
  - **36–45**: 7.8%
  - **Above 45**: 0% (not represented)

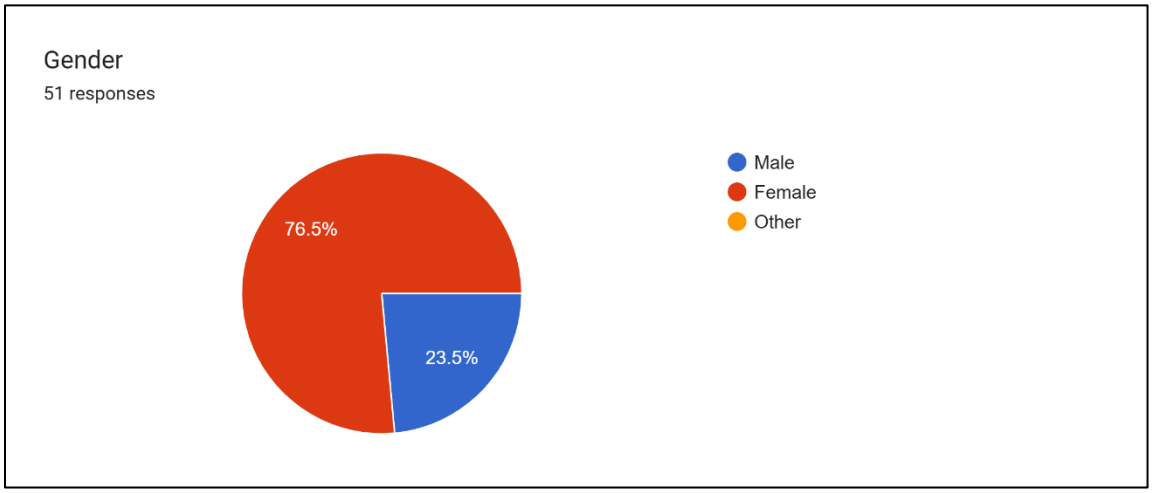

- **Gender**:
  - **76.5%** of respondents are **female**, making them the dominant demographic.
  - **23.5%** are **male**; no respondents identified as "Other".

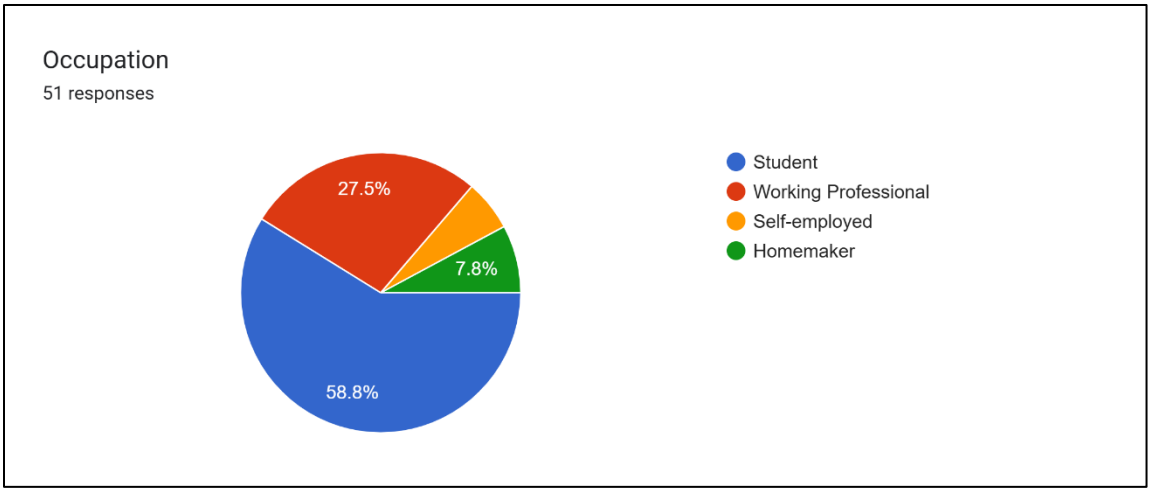

Occupation:

- **58.8%** are **students**, suggesting a strong influence of social media among young learners.
- **27.5%** are **working professionals**.
- Smaller groups:
  - **Self-employed**: 7.8%
  - **Homemakers**: 5.9%

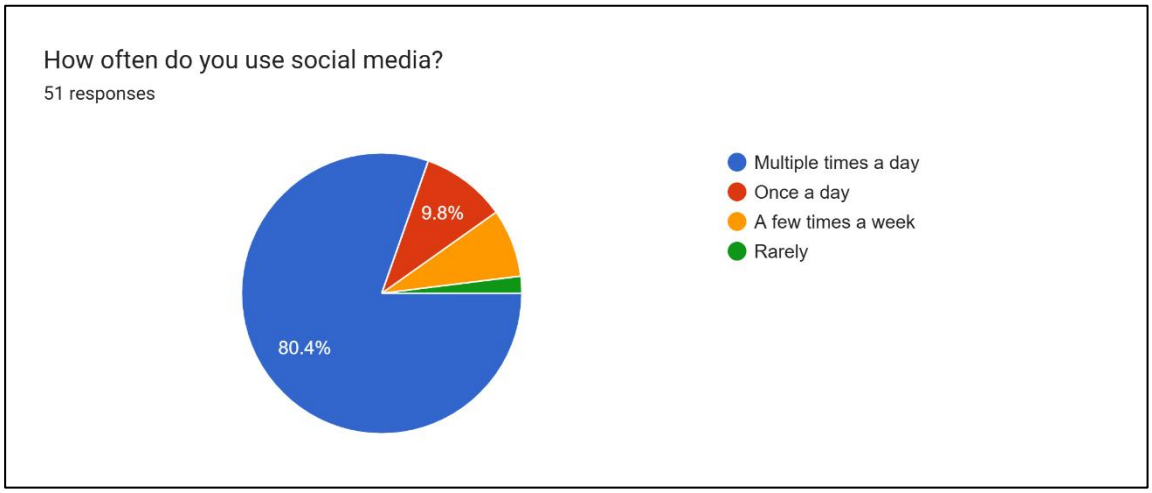

- **Social Media Usage Frequency**:
  - A striking **80.4%** use social media **multiple times a day**.
  - **8.8%** use it **once a day**, while others use it less frequently.

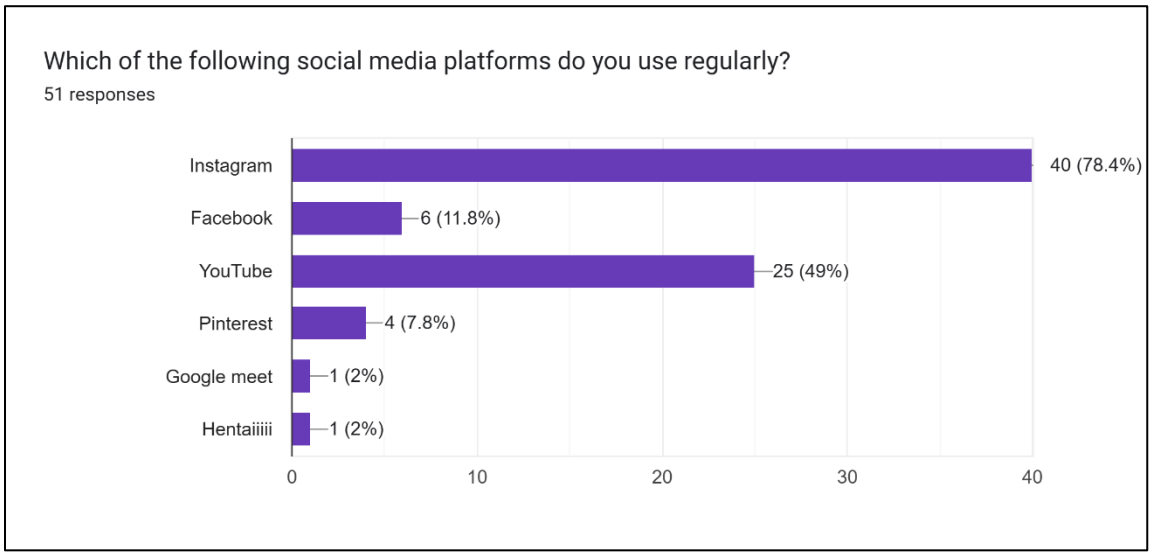

Social Media Platforms Used Regularly:

- **Instagram** is used by **78.4%**, making it the most popular platform.
- **YouTube**: 49%
- **Facebook**: 11.8%
- **Pinterest**: 7.8%
- Others (Google Meet, Hontalit): very minimal use (2% each)

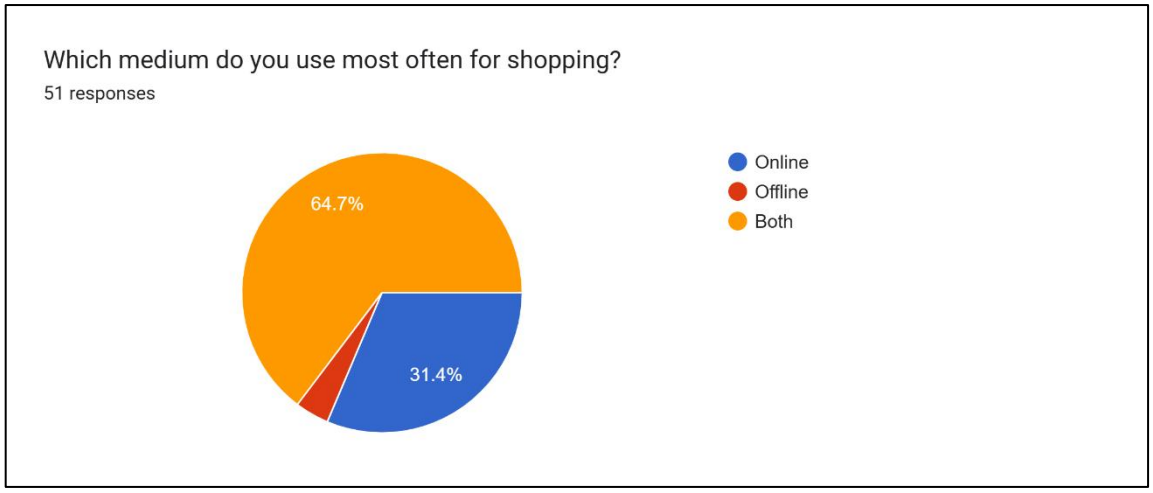

- **Preferred Shopping Medium**:
  - **64.7%** prefer **online shopping**.
  - **31.4%** use **both online and offline** methods.
  - Only **3.9%** shop exclusively offline.

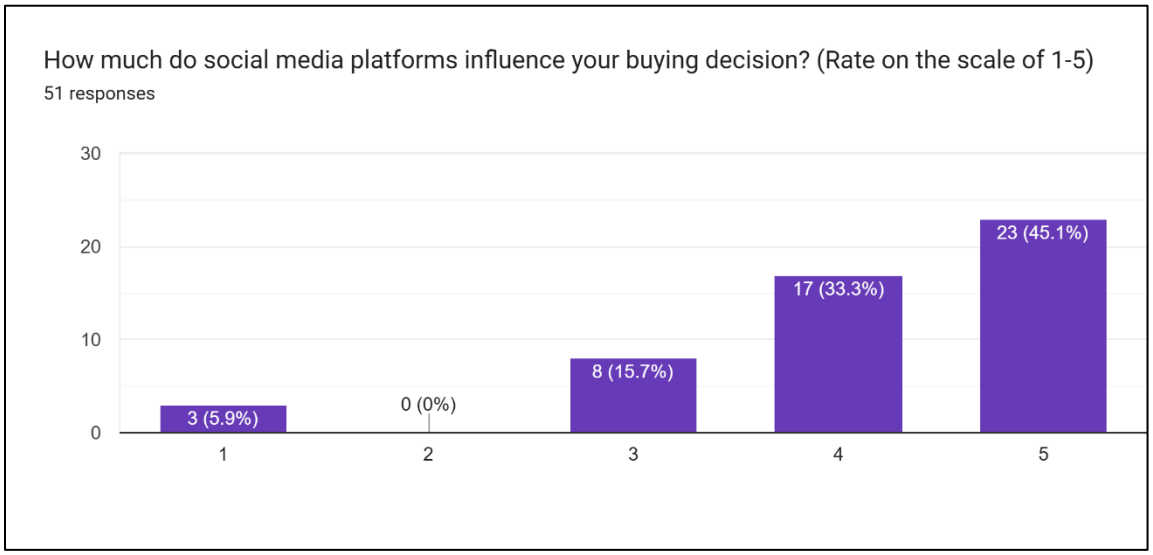

Impact of Social Media on Buying Decisions (Scale 1–5):

- **45.1%** rated it **5/5**, confirming strong influence.
- **33.3%** rated it **4/5**.
- Only **5.9%** gave a score of **1/5**.

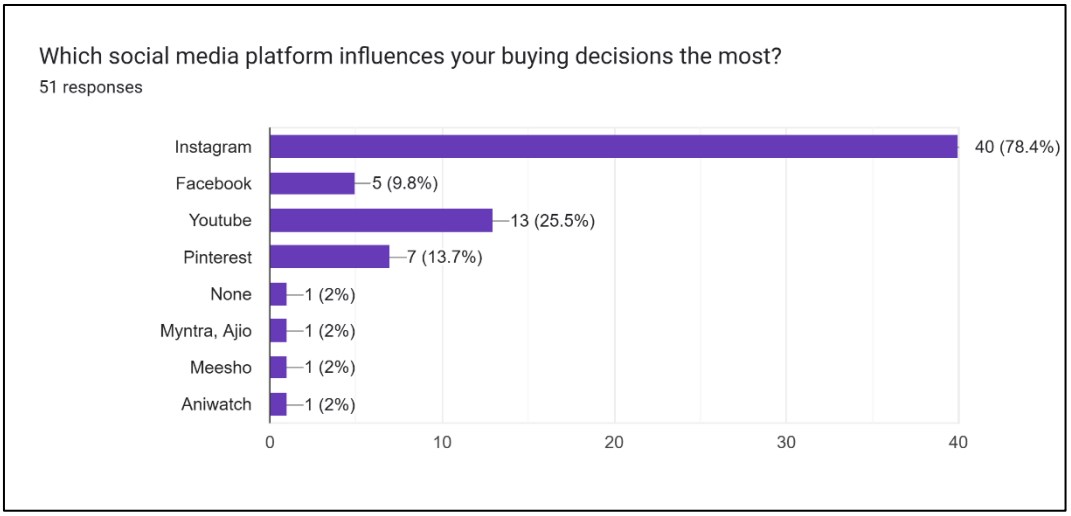

Platform That Most Influences Buying Decisions:

- **Instagram** again leads by far with **78.4%**.
- **YouTube**: 25.5%
- Others like **Pinterest**, **Facebook**, and shopping apps (Meesho, Myntra, etc.) had negligible influence (1–13%).

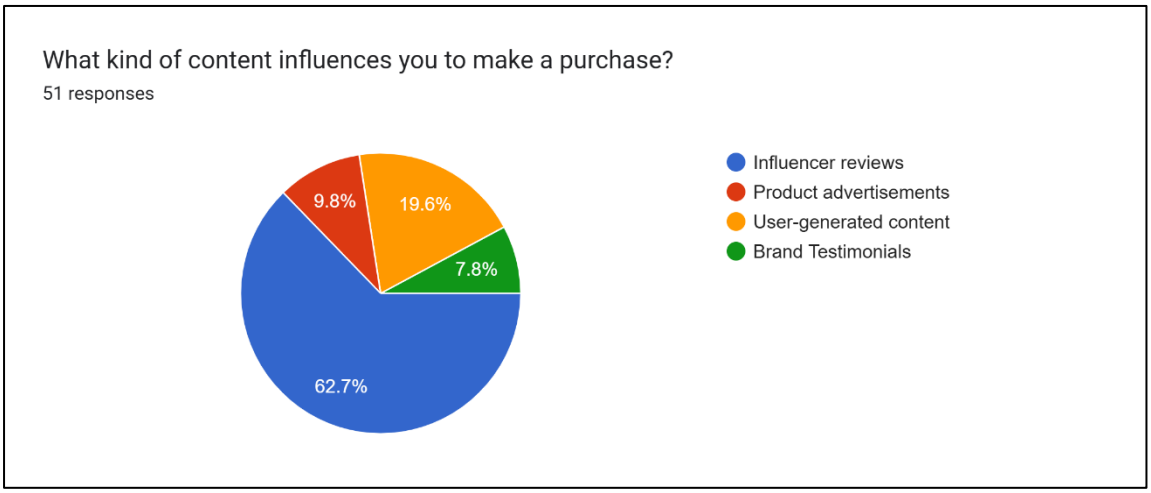

Purchase Triggers on Social Media:

- **62.7%** are influenced by **influencer reviews**, indicating strong trust in peer-like endorsements.
- **19.6%** by **product advertisements**.
- Others:
  - **User-generated content**: 9.8%
  - **Brand testimonials**: 7.8%

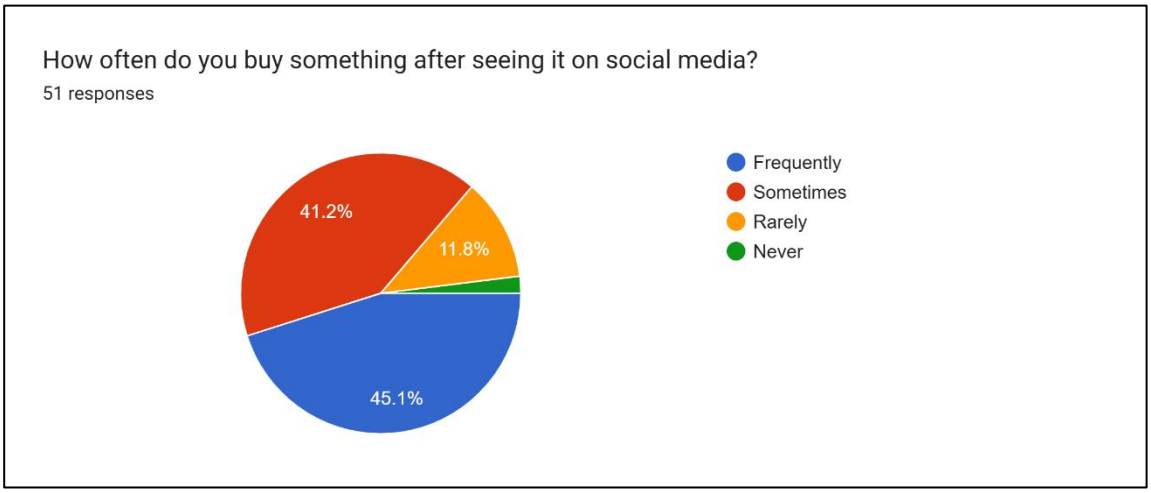

Frequency of Buying from Social Media:

- **45.1%** purchase **frequently** after seeing a product on social media.
- **41.2%** do so **sometimes**.
- Very few said **rarely** (11.8%) or **never** (2%)

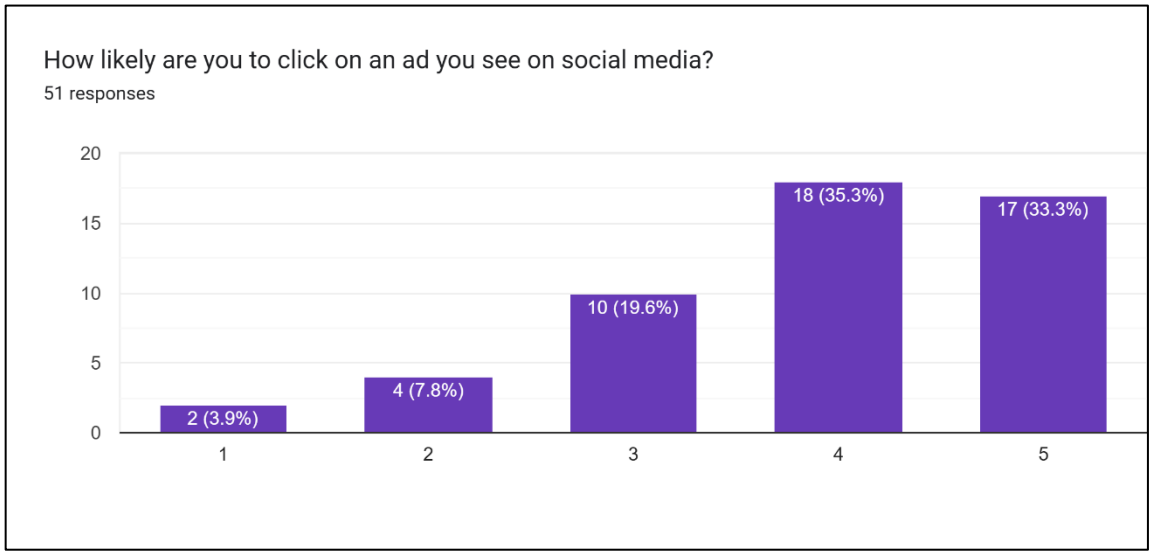

Ad Click Behavior:

- **35.3%** rated their likelihood of clicking on a social media ad as **4/5**.
- **33.3%** gave it a **5/5**, indicating high responsiveness to ads.
- Lower ratings (1–2) were minimal (11.7%).

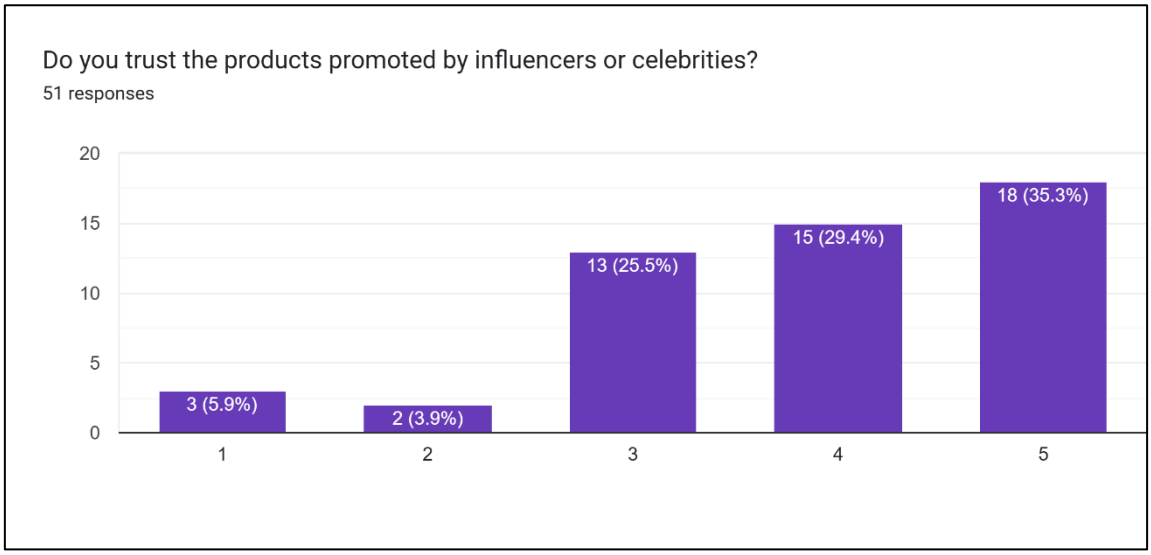

Trust in Influencer Promotions:

- **35.3%** fully trust (**5/5**) influencer promotions.
- **29.4%** rated it a **4/5**.
- **Only 5.9%** gave the lowest trust score (**1/5**).

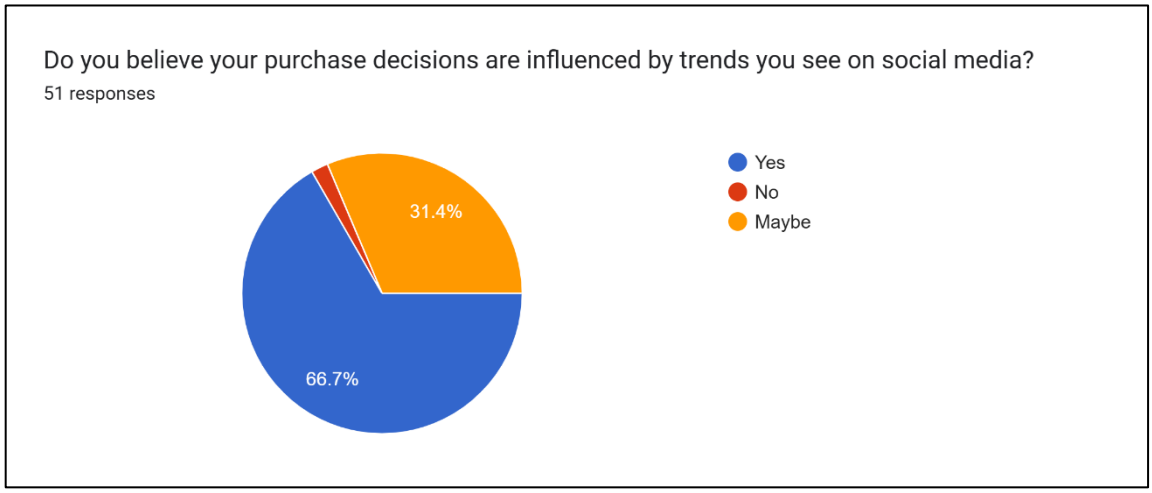

Influence of Trends:

- **66.7%** admit their purchase decisions are influenced by **social media trends**.
- **31.4%** said **maybe**.
- **Only 2%** responded **no**.

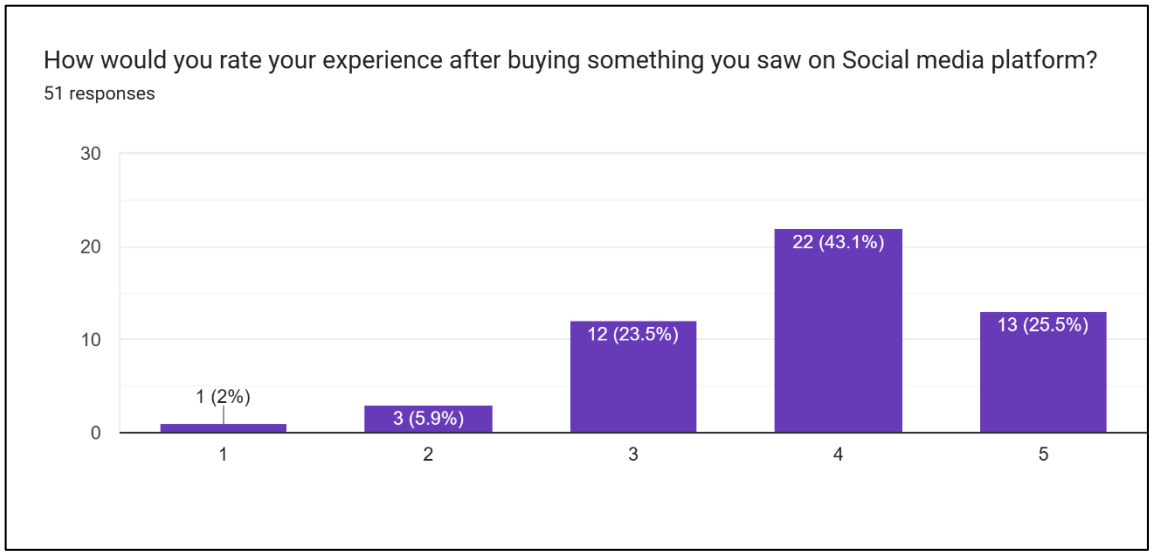

Buying Experience After Seeing Social Media Ads:

- **43.1%** rated their experience as **4/5**.
- **25.5%** rated it **5/5**, showing overall satisfaction.
- Only **2%** rated their experience as **1/5**.

turnitin Page 48 of 70 - Integrity Submission Submission ID trn:oid:::27535:96808698

4.2 DATA ANALYIS

1. Chi-Square Test

Objective: To determine whether "Gender" influences "Trust in products promoted by influencers or celebrities".

Variables:

- **Independent Variable:** Gender (Male/Female)
- **Dependent Variable:** Trust in products promoted by influencers or celebrities (Yes/No)

Hypotheses:

- **H_0:** There is no association between gender and trust in products promoted by influencers or celebrities.
- **H_1:** There is an association between gender and trust in products promoted by influencers or celebrities.

Results:

Metric	Value
Pearson Chi-Square	16.927
Degrees of Freedom	4
p-value	0.002
Number of Cases	51

Interpretation:

The p-value (0.002) is below 0.05, indicating a significant association between gender and trust in influencer-promoted products. Trust levels vary by gender.

Assumptions and Limitations:

However, 70% of the cells had expected counts less than 5, violating Chi-square assumptions, which may affect the reliability of the results. Interpret findings cautiously.

Implication:

Marketers should consider gender differences when targeting influencer promotions to improve campaign effectiveness.

2. ANOVA Test

Objective: To determine whether individuals from different **occupational backgrounds** differ in how much **social media platforms influence their buying decisions**.

Variables:

- **Independent Variable (Factor):** Occupation
- **Dependent Variable:** Influence of social media on buying decisions

Hypotheses:

- **H_0 (Null Hypothesis):** There is no significant difference in social media influence across different occupational groups.
- **H_1 (Alternative Hypothesis):** At least one occupational group differs significantly in how influenced they are by social media.

Source	Sum of Squares	df	Mean Square	F	Sig. (p-value)
Between Groups	7.404	3	2.468	2.325	0.087
Within Groups	49.890	47	1.061		
Total	57.294	50			

Interpretation:

Since the p-value (0.087) is greater than 0.05, we fail to reject the null hypothesis. There's no significant difference in social media influence across occupation groups.

Assumptions & Limitations:

The analysis assumes normality and equal variances across occupation groups, which may not be fully met. Additionally, the small sample size and uneven group sizes may reduce the power and reliability of the results. Occupation categories might also be too broad, limiting detailed insights.

Implication:

Occupation does not significantly affect social media's influence on buying, but minor differences may exist and could be explored further

3. Independent Samples T-Test

Objective: To determine whether gender influences how much social media platforms affect purchasing decisions.

Variables:

- **Independent Variable**: Gender (Male vs Female)
- **Dependent Variable**: Influence of social media on buying decision

Hypotheses:

- **Null Hypothesis (H_0):** There is no significant difference between males and females in how much social media influences their buying decisions.
- **Alternative Hypothesis (H_1):** There is a significant difference between males and females in how much social media influences their buying decisions.

Metric	Value
Levene's Test Sig.	0.768
t-value	5.048
Degrees of Freedom (df)	49
p-value (2-tailed)	0.000
Mean Difference	1.462

Interpretation:

The p-value (0.000) is less than 0.05, indicating a significant difference between males and females in how social media influences their buying decisions.

Assumptions and Limitations:

Levene's Test ($p = 0.768$) confirms equal variances can be assumed. The "Other" gender category was excluded due to insufficient responses. A relatively small and uneven sample size may limit generalizability.

Implication:

Marketers should consider gender-based strategies, as males and females show different levels of responsiveness to social media influence in purchasing decisions.

4. DESCRIPTIVE STATISTICS

Objective: To examine whether gender influences the extent to which social media platforms affect buying decisions.

Variables:

- **Independent Variable:** Gender (Male, Female)
- **Dependent Variable:** Influence of social media on buying decision (rated 1 to 5)

Gender	N	Mean	Std. Deviation	Std. Error Mean
Female	39	4.46	0.79	0.13
Male	12	3.00	1.13	0.33

Interpretation:
Females report a higher average influence of social media on their buying decisions (M = 4.46) compared to males (M = 3.00). The variation in responses is higher among males, as shown by the larger standard deviation.

Assumptions and Limitations:

- The "Other" gender category was excluded due to insufficient responses.
- The male group sample size (n = 12) is relatively small, which may affect the reliability of comparisons.
- The results reflect only the survey respondents and may not be generalized to the broader population.

Implications:
Marketing strategies should consider gender differences, as females seem more influenced by social media in their purchasing decisions than males. Tailoring campaigns accordingly could enhance marketing impact.

4.3 FINDINGS AND RECOMMENDATIONS

FINDINGS

1. Social Media Is a Central Player in Shaping Consumer Decisions

In the past, people mostly discovered new products through television commercials, print ads, or word-of-mouth from family and friends. Fast-forward to the digital age, and the landscape has completely shifted. Platforms like Instagram, YouTube, Facebook, and Pinterest are not just spaces for social interaction—they are now essential marketplaces of influence. From the moment someone scrolls through their feed, they are unconsciously absorbing product placements, lifestyle portrayals, and brand narratives.

The data from this research shows that a significant percentage of consumers—especially those aged 18 to 25—are heavily influenced by what they see on social media. In fact, **over 45% of respondents frequently make purchases after seeing a product on platforms like Instagram or YouTube**. This finding is pivotal because it confirms that social media is not just a part of the marketing mix; it is central to the consumer's purchase journey. Moreover, **Instagram stood out** as the most impactful platform, with **78.4%** of participants identifying it as their primary space for product discovery and buying inspiration. Its visually-driven nature, combined with features like Stories, Reels, and in-app shopping tools, creates a seamless experience from discovery to checkout.

2. Influencer Reviews Drive Buying Decisions

One of the most powerful revelations of this study is the undeniable impact of influencers on buying behavior. While advertisements still play a role, it's the **peer-like, relatable voices** that have captured the consumer's trust. An overwhelming **62.7% of respondents admitted that influencer reviews affect their buying decisions**.

Why is this happening? Because traditional ads often feel scripted or too polished, whereas influencers bring in a sense of authenticity. When a favorite content creator casually shares their skincare routine or unboxes a new tech gadget, it feels more like a trusted recommendation than a sales pitch. This trust, often formed through regular engagement and perceived relatability, becomes a bridge between curiosity and conversion.

3. Constant Engagement Equals Constant Influence

This study confirms that **frequency of exposure** plays a big role in purchase intent. A large majority (80.4%) reported using social media multiple times a day. This constant digital presence creates numerous micro-moments that influence perception and behavior.

Even subtle cues—such as a friend tagging a brand in their story, or a trending product appearing in multiple posts—can cumulatively nudge a consumer toward exploring or buying a product. This shows that brand impressions are no longer one-off events, but continuous streams that condition consumer thinking over time.

4. Emotional Connection Is the Secret Sauce

Beyond statistics, the emotional component of consumer behavior emerged as a key insight. Today's consumer doesn't just buy products—they buy into **experiences, stories, and values**. This human element came through strongly in the analysis.

Storytelling, aesthetic product presentation, user-generated content, and brand personality—all contribute to creating an emotional bond with the consumer. This bond, in turn, builds **trust and long-term loyalty**. Brands that appear empathetic, socially aware, and engaging foster stronger relationships than those that focus solely on promoting products.

5. Gender-Based Differences in Response to Social Media

Another interesting layer revealed by the study is the **difference in influence between male and female consumers**. Through statistical tests like the t-test and descriptive statistics, it became evident that **female respondents were significantly more influenced by social media platforms in their purchase decisions**, with an average influence rating of **4.46 out of 5**, compared to **3.00 for males**.

This points to an opportunity for more nuanced, gender-aware marketing strategies. Women, especially in younger demographics, tend to be more emotionally engaged with visual content, influencer endorsements, and community conversations.

Brands targeting female audiences on social media may find greater success by creating interactive and personalized campaigns.

6. Occupation Doesn't Heavily Influence Buying Behavior

While age and gender showed strong correlations with buying patterns, **occupation did not show a statistically significant influence** on social media-driven purchases. This means that students, working professionals, homemakers, and self-employed individuals were all similarly affected by social media, regardless of their professional background.

This finding suggests that social media's influence **transcends job roles**, making it a versatile channel for businesses targeting diverse audiences.

RECOMMENDATIONS

1. Invest Strategically in Instagram and YouTube

It's no secret—Instagram and YouTube aren't just apps; they're marketplaces where modern buying decisions are made. Your study revealed that a massive **78.4% of consumers are influenced by Instagram**, and **25.5% by YouTube**. These platforms aren't just popular—they're **purchase powerhouses**.

Instagram thrives on **aesthetic appeal and instant gratification**. A well-crafted Reel can spark desire in seconds. A carousel of product shots can drive clicks. Features like "Shop Now" and Stories with swipe-up links turn passive viewing into active shopping.

YouTube, meanwhile, offers **depth and trust**. When someone is truly interested in a product—say, a smartphone, camera, or skincare item—they head to YouTube for reviews, tutorials, or "honest opinions" from creators they follow. Long-form content helps build a **credible connection**.

Key Tip: Think visual and mobile-first. Create content that's bold, emotional, and scroll-stopping. Partner with creators—not just influencers—who truly resonate with your target audience and who can authentically carry your brand's story forward.

2. Prioritize Authenticity Over Perfection

Modern consumers have finely tuned radar for anything that feels "too perfect." Glossy, overly scripted ads? They might get likes, but not necessarily trust. Instead, what today's buyers crave is **realness**. They want to see **people like them**—using, loving, even questioning—your products.

Authenticity isn't about rough quality or poor production—it's about **genuineness**. A raw, heartfelt customer testimonial can have more impact than a heavily edited commercial. An influencer's casual vlog sharing how a product fits into their day-to-day life might convert more than a professional shoot.

Encourage your audience to share their unfiltered experiences. Ask them to tag your brand. Repost their content. Celebrate the messiness of real life—because that's where real connection happens.

Key Tip: Highlight behind-the-scenes moments, customer reactions, unboxing videos, and even constructive feedback. Speak in **relatable, everyday language**—not corporate jargon. Be honest. Be human.

3. Choose Influencers Thoughtfully

In today's creator economy, bigger isn't always better. It's not just about a million followers—it's about how engaged those followers are. Your research backs this up: consumers are influenced by those they trust, not necessarily those with blue checkmarks.

Micro and mid-tier influencers, often overlooked, can deliver far better ROI. Why? Because their audiences are tighter-knit, more interactive, and view them as peers rather than celebrities. These influencers often have **higher engagement rates** and a more **genuine rapport** with their followers.

What matters most is **alignment**—shared values, similar aesthetic, mutual respect. If a fitness brand partners with a wellness-focused creator who authentically uses their product, the message hits home. But if it feels like a paid plug, it's a turn-off.

Key Tip: Avoid "one-size-fits-all" influencer campaigns. Take time to vet potential partners. Co-create content that **feels native to their voice**, not yours. Think of them as collaborators, not megaphones.

4. Gender-Sensitive Targeting Can Increase ROI

One of the most insightful findings in your research was the clear gender-based difference in social media influence. **Females reported significantly higher influence** from social media compared to males—suggesting a need for more tailored content strategies.

This isn't about stereotyping—it's about understanding nuance. Female audiences often gravitate toward **emotionally resonant content**, community involvement, and visual storytelling. Think: wellness tips, how-to videos, or Instagram lives with real-time interaction. Male audiences might be more influenced by **straightforward product benefits**, expert reviews, or tech specs.

Understanding these patterns allows marketers to **speak more directly and effectively** to different segments of their audience.

Key Tip: Use analytics to your advantage. Segment content, test variations (A/B testing), and pay attention to how different groups engage. Personalize—not generalize—your messaging.

5. Embrace Social Commerce Tools

Gone are the days When social media was just about awareness. Now, it's a **direct shopping channel**. Your study highlights that consumers don't just get inspired on social media—they **buy there too**. The gap between discovery and decision has narrowed.

Tools like Instagram's "Shop Now," YouTube's clickable product links, and Pinterest's buyable pins make it easy for users to move from browsing to buying in just a few taps. If your brand isn't using these tools, you're **leaving money on the table**.

The smoother the experience, the higher the likelihood of a purchase. No one wants to jump through hoops just to check out. Social commerce should feel seamless, natural, and frictionless.

Key Tip: Optimize your social storefronts. Ensure product pages are mobile-friendly. Test different CTA buttons. Reduce clicks. Make it effortless for your customers to act on impulse or interest.

6. Maintain Post-Purchase Engagement

Too many brands stop talking once the sale is made. That's a mistake. Post-purchase is **where loyalty is born**. If a customer has a great experience and shares it, they become a **brand advocate**. If they have a problem and feel ignored, they become a critic.

Social media allows brands to **stay in the conversation** even after checkout. Whether it's resharing customer reviews, responding to feedback, or inviting them to join a loyalty program, staying connected can dramatically increase **customer lifetime value**.

Even better? Customers love to feel seen. A repost, a shout-out, a reply—it's the little things that turn one-time buyers into lifelong fans.

Key Tip: Ask for reviews. Feature user content. Start a hashtag campaign. Send thank-you messages. Make post-purchase part of your social media strategy—not an afterthought.

7. Tap Into Trends But Stay Authentic

From TikTok challenges to Instagram trends, the pace of social media is relentless. Trending content is a powerful way to **boost reach and visibility**, but it comes with a warning: don't jump on every trend just for the sake of it.

Audiences are quick to sniff out bandwagon behavior. If your brand suddenly starts using Gen Z slang or doing dance challenges with no context, it may come off as tone-deaf. Instead, **stay culturally aware**, but always ask: "Does this fit our brand personality? Does this add value to our audience?"

That said, when done well, trend participation can **humanize your brand**, show that you're current, and spark unexpected virality.

Key Tip: Have a dedicated team or process for **social listening**. Identify trends that align with your values and voice. Be timely, but never desperate. Keep your tone consistent, even when riding the wave

4.4 LIMITATIONS

1. Small Sample Size: A Narrow Window into a Large Landscape

This study is based on responses from **just 51 individuals**, which, while useful for initial observations, limits the **statistical power and generalizability** of the findings. With a sample this size, it's possible to identify patterns—but we must be cautious not to treat them as universal truths.

Tests like **ANOVA (Analysis of Variance)** or chi-square, which are valuable for comparing groups, tend to lose reliability when applied to small or unevenly distributed samples. For instance, some demographic groups in this study (like self-employed individuals or older adults) were underrepresented, which can skew interpretations.

Implication: Think of these findings as **indicative, not definitive**. They suggest interesting trends, but broader, more diverse sampling is needed to confirm them. Future research would benefit from expanding the sample size to ensure more statistically robust and inclusive results.

2. Urban and Regional Bias: A View from the Metro Cities

Most participants in this study were from urban areas such as **Delhi-NCR and Bangalore**—regions known for high internet penetration, modern infrastructure, and a tech-savvy population. While this makes sense given the topic (social media influence), it naturally creates a **geographic and socio-economic bias**.

Rural and semi-urban consumers—who may interact with social media in different ways or at different levels—were largely left out of the picture. Their preferences, challenges, and buying behaviors might diverge significantly from their urban counterparts, especially in terms of digital literacy, access to e-commerce, or exposure to influencer marketing.

Implication: This study tells the story of **urban India**, but not the whole country. To paint a more accurate, holistic picture of Indian consumer behavior, future studies should include **respondents from Tier 2 and Tier 3 cities, as well as rural areas**.

3. Convenience Sampling: Easy Access Comes at a Cost

Participants were chosen based on **availability and willingness to respond**—a technique known as **convenience sampling**. While this method helps collect data quickly and efficiently, it also introduces a level of **selection bias**.

People who are more engaged with digital tools and social media were naturally more likely to respond to an online survey about the impact of social media. This may have led to a **disproportionate representation of digitally active individuals**, which could inflate the apparent influence of social media in the findings.

Implication: The results may lean toward the experiences of those already immersed in social media culture. Future research should consider **random sampling methods** or **stratified sampling** to achieve a more balanced and representative demographic spread.

4. Online-Only Data Collection: Tech-Savvy Voices Overrepresented

All responses for this study were collected via **Google Forms**, distributed online. While this is appropriate for a study about digital behavior, it **inherently excludes anyone who is not digitally connected** or who struggles with online tools.

That means entire segments—such as older adults who are less familiar with technology, or economically disadvantaged groups with limited internet access—were unintentionally left out. This skews the results toward **more educated, urban, smartphone-using individuals**, who may not reflect broader consumer realities.

Implication: There is an unavoidable **digital bias** here. To ensure inclusivity and account for varying levels of digital access and literacy, future research could explore **mixed-method data collection**, including in-person interviews or paper surveys in areas with limited internet access.

5. One-Time Snapshot: Behavior Frozen in Time

The research was conducted during **April 2023**, offering a snapshot of consumer attitudes and behaviors at that specific moment. While this provides useful information, it doesn't capture the **dynamic, ever-evolving nature of social media and consumer trends**.

Platform algorithms change. Consumer habits shift with new technologies. Viral trends emerge and disappear in a matter of days. What's true today may not be true tomorrow.

Implication: To truly understand how consumer behavior evolves, future studies should consider a **longitudinal design**, following participants over time. This would provide richer insights into how trends develop, stabilize, or fade across months or even years.

6. Limited Scope of Variables: The Unexplored Dimensions

This study thoughtfully explored key demographic and behavioral variables—like age, gender, occupation, and platform preferences. However, **deeper psychological or emotional drivers** were beyond the scope of this research.

Elements such as **personality traits, emotional triggers, cultural values, and social pressures** all play a role in how people interact with social media and make purchase decisions. These hidden influences are often the missing puzzle pieces in understanding complex consumer behavior.

Implication: Future research should go beyond surface-level metrics and incorporate **qualitative methods** like in-depth interviews, focus groups, or even ethnographic studies. These can uncover the "why" behind the "what," offering a more complete understanding of how social media shapes choices.

CHAPTER 5

CONCLUSION

In the age of digital saturation, where nearly every swipe, scroll, and click shapes our perceptions, the role of social media in influencing consumer buying behavior has grown beyond speculation—it's now a powerful reality. This study set out to explore that reality, especially through the lens of young Indian consumers who live and breathe the digital world every day. As we reach the end of this research journey, it's important not only to summarize what we discovered but to reflect on the deeper insights, challenges, and possibilities that emerged along the way.

Understanding the Shift: From Passive to Participatory Consumption

One of the most compelling realizations from this study is the transformation of the consumer from a **passive recipient of marketing messages** to an **active participant in the brand ecosystem**. Social media has democratized the buying process. Consumers are no longer waiting to be told what to buy—they are researching, reviewing, comparing, and co-creating brand narratives.

From Instagram Reels to YouTube unboxings, content today is dynamic, visual, and emotionally engaging. These platforms allow consumers to engage not just with brands, but with each other. And it is in this peer-to-peer interaction—whether through a comment section, a story repost, or a viral trend—that modern brand value is being shaped.

The traditional purchase funnel has become circular. Social media is not just helping consumers discover products—it's influencing their preferences, validating their choices, and even shaping their post-purchase experiences. This new model demands a rethinking of how marketing strategies are designed, executed, and measured.

Social Media Isn't Just an Add-On—It's the New Marketplace

Through this study, one insight stood out more clearly than most: **social media is no longer optional for brands—it's essential**. The data showed that platforms like **Instagram and YouTube are not just influential—they are dominant** when it comes to consumer decision-making. In fact, over 78% of respondents cited Instagram as their most impactful platform, with YouTube following closely.

Why? Because these platforms merge the best of digital interaction—**visual storytelling, peer validation, and real-time updates**—into one seamless experience. A single scroll through Instagram can introduce a consumer to a new product, offer them influencer-backed reviews, showcase how it's used in real life, and allow them to purchase it—all within minutes.

This fluidity is what makes social media so potent. It bridges gaps, shortens decision-making time, and makes the shopping experience both personal and participatory. For brands that understand this, the opportunity is enormous.

Trust: The Currency of the Digital Consumer

One of the most human and powerful elements to emerge from this research is the **role of trust**. While social media offers exposure and convenience, it also raises questions of authenticity. Consumers today are **more informed and more skeptical**. They don't just trust a glossy ad—they trust **other people**. Whether it's influencers, friends, or fellow users, peer opinions matter far more than corporate messaging.

This explains the rise of **influencer marketing**, particularly through micro-influencers who often carry more trust capital than celebrities. Consumers relate to them. They see their lives as similar. They believe their opinions are less likely to be driven solely by money.

But it's not just about influencers. User-generated content—photos, reviews, tutorials—has become the new word-of-mouth. It's authentic, emotional, and spontaneous. And that makes it powerful.

Demographics Do Matter—Especially Gender and Age

Digging deeper into the data revealed another important pattern: **not all consumers are influenced equally**. Women, for instance, were statistically more influenced by social media platforms than men. This isn't just a minor detail—it's a critical insight for marketers designing campaigns.

Female respondents were drawn to **emotionally rich, aesthetically pleasing, and community-oriented content**. They placed a high value on influencer credibility, peer validation, and storytelling. Male respondents, on the other hand, leaned more toward **functionality, reviews, and performance-driven information**.

Similarly, younger age groups—particularly those aged 18 to 25—demonstrated the highest level of engagement and influence. This isn't surprising, as they are digital natives, but it reinforces the need for brands to tailor content specifically for **different age and gender segments**.

Buying Behavior Is a Journey—And Social Media Is There at Every Step

Throughout the research, one thing became increasingly clear: **social media influences every single stage of the consumer buying journey**. From initial product discovery to post-purchase advocacy, platforms like Instagram, YouTube, and Facebook serve as touchpoints that guide, inspire, and reaffirm buying decisions.

1. **Awareness** is driven by visual storytelling, influencer endorsements, and ads.
2. **Interest and evaluation** are shaped by reviews, tutorials, comments, and comparative posts.
3. **Purchase** is influenced by deals, calls-to-action, shopping features, and influencer push.
4. **Post-purchase engagement** happens through reviews, unboxing videos, customer service chats, and community involvement.

This full-funnel impact means brands need to **be present, responsive, and strategic at every touchpoint**. The goal is no longer just conversion—it's **connection**.

Limitations: Every Study Has Its Frame

Of course, as comprehensive as this study aims to be, it exists within certain **limitations** that must be acknowledged:

- The **small sample size** (51 respondents) restricts the generalizability of findings.
- The **urban-centric demographic** (Delhi-NCR and Bangalore) means rural and less tech-savvy consumers were underrepresented.
- The **online-only data collection** created a bias toward internet-literate individuals, excluding those less digitally connected.
- The **convenience sampling** approach, while practical, may not fully reflect broader population diversity.
- The study captures a **single moment in time**—April 2023—without accounting for evolving trends.
- It also omits deeper **psychological, cultural, or emotional drivers**, which could enhance understanding in future qualitative studies.

These limitations do not weaken the research but rather provide context. They highlight opportunities for future exploration and remind us that consumer behavior is **constantly evolving**, especially in digital ecosystems.

The Road Ahead: A Call for Continuous Discovery

Social media will continue to evolve. Algorithms will change. New platforms will emerge. Consumer expectations will grow more sophisticated. In such a landscape, the only constant is **adaptation**.

For businesses, the message is clear: if you want to stay relevant, **listen to your consumers—on the platforms where they live, breathe, and buy**. That means creating value beyond products, building stories instead of just selling items, and engaging in dialogue rather than broadcasting messages.

For researchers, this study offers a foundation to build upon. The next steps could include larger-scale surveys, cross-regional analysis, or even real-time behavioral

tracking. Integrating tools like sentiment analysis, AI-based engagement tracking, and ethnographic studies could paint an even richer picture.

Final Thought: The Human Side of the Digital Consumer

Behind every tap, click, and like is a **person**—with preferences, emotions, fears, and aspirations. Social media may be a digital phenomenon, but the behavior it drives is deeply **human**. People want connection. They seek trust. They gravitate toward stories that reflect who they are or who they want to become.

Understanding social media's impact on consumer buying behavior is not just a matter of numbers—it's a window into **how modern individuals experience the world**. If brands can show up with empathy, relevance, and authenticity, the return won’t just be in sales—it will be in loyalty, advocacy, and meaningful impact.

And that, in the end, is what modern marketing should strive for.

REFERENCES

- *Chu, S. (2024). A Review on the Impact of Social Media and the Internet on Consumer Purchasing Decisions. ICEMGD 2024 Workshop. DOI: [10.54254/2754-1169/109/2024BJ0153]*

- *Patel, A. (2024). The Impact of Social Commerce on Consumer Buying Behaviour: Comparative Study of Instagram and Facebook. Journal of Informatics Education and Research. [http://jier.org]*

- *Semwal, M. et al. (2024). The Impact of Remote Work on Employee Productivity in IT Sector. International Journal of Advance Research and Innovation. DOI: [10.69996/ijari.2024023]*

- *De Veirman, M., Hudders, L., & Nelson, M.R. (2023). What is influencer marketing and how does it target consumers? Journal of Marketing Management, 39(3-4), 295-322.*

- *Wang, X., Li, H., & Huang, Y. (2023). Effects of Electronic Word-of-Mouth on Consumer Purchase Decisions: A Meta-Analysis. Journal of Retailing and Consumer Services, 65, 102866.*

- *Kim, J., & Johnson, K.K.P. (2024). Impact of Negative Electronic Word-of-Mouth on Consumer Responses: Moderating Effects of Product Type. Journal of Interactive Marketing, 58, 101-117.*

- *Li, J., Zhang, Y., & Wang, Q. (2023). Live Streaming Commerce: Opportunities and Challenges in the Digital Era. Journal of Business Research, 146, 102-111.*

- *Zhang, T., & Zhao, L. (2024). The Role of Live Streaming in Consumer Impulse Buying Behavior. Electronic Commerce Research and Applications, 54, 101255.*

- *Huang, T., & Chen, C. (2023). Emotional Contagion in Social Media: Influencing Consumer Purchase Behavior. Psychology & Marketing, 40(1), 21-35.*

- *Kumar, V., & Reddy, S. (2024). Social Identity and Brand Loyalty: The Role of Digital Communities. Journal of Consumer Psychology, 34(2), 280-293.*

- *Muntinga, D.G., Moorman, M., & Smit, E.G. (2023). Introducing COBRAs: Exploring Motivations for Brand-Related Social Media Use. International Journal of Advertising, 42(2), 177-197.*

- *Smith, A., & Anderson, M. (2023). Social Media Use in 2023: Platform Preferences and Consumer Behavior. Pew Research Center Report.*

Plagiarism Checker X - Report

Originality Assessment

15%

Overall Similarity

Date: May 18, 2025 (03:55 PM)
Matches: 1731 / 11922 words
Sources: 45

Remarks: Moderate similarity detected, consider enhancing the document if necessary.

Verify Report:
Scan this QR Code

v 9.0.4 - WML 4
FILE - DISSERTATION_ANURAG.PDF